

The Spending Accounts

Effective 1/1/19

The Spending Accounts allow you to set aside before-tax money to help pay for eligible health care, dependent care and work-related transportation expenses. This means that the money you set aside in the accounts to pay for these expenses comes out of your pay before federal (and most state and local) income, Social Security and Medicare taxes are calculated. And this saves you money on these expenses!

JPMorgan Chase offers three spending accounts:

- **Health Care Spending Account** — for your eligible out-of-pocket health care expenses;
- **Dependent Care Spending Account** — for eligible child or elder care expenses that let you (and your spouse, if you're married) work, or let your spouse attend school full-time; and
- **Transportation Spending Accounts** — for eligible commuting and parking expenses to and from work at JPMorgan Chase.

The Health Care Spending Account is an ERISA plan. The Dependent Care Spending Account and the Transportation Spending Account are not ERISA plans and are therefore not governed by the rules and procedures of ERISA. This document is a description of those Plans for informational purposes only. This section will provide you with a better understanding of how the Spending Accounts work, including how and when expenses are paid.

Be sure to see important additional information about the Plan, in the sections titled About This Guide, What Happens If... and Plan Administration.

Questions?

If you still have questions after reviewing this Guide, you can contact the appropriate administrator for your spending account: Your Medical Plan carrier — Cigna or UnitedHealthcare — is the administrator of your Health Care and Dependent Care Spending Accounts. If you are not enrolled in the Medical Plan, Cigna is your administrator of these accounts. The Transportation Spending Accounts are administered by WageWorks

- Cigna: (800) 790-3086
- UnitedHealthcare: (800) 272-8970
- WageWorks: (877) 924-3967

For additional resources, consult the **Contacts** section.



About this Summary Plan Description

This section is the summary plan description (SPD) and the plan document for the JPMorgan Chase Health Care Spending Account. Please retain this section for your records. Other sections may also constitute the complete SPD/plan document, including the Plan Administration section.

This section is also a summary of the Dependent Care Spending Account and the Transportation Spending Account, though it is not an SPD or plan document, as these plans/programs do not require an SPD or plan document.

This summary does not include all of the details contained in the applicable insurance contracts, if any. For plans with applicable insurance contracts, if there is a discrepancy between the insurance contract and this SPD/plan document/summary, the insurance contract will control.

The JPMorgan Chase U.S. Benefits Program is available to most employees on a U.S. payroll who are regularly scheduled to work 20 hours or more a week and who are employed by JPMorgan Chase & Co. or one of its subsidiaries to the extent that such subsidiary has adopted the JPMorgan Chase U.S. Benefits Program. This information does not include all of the details contained in the applicable insurance contracts, plan documents and trust agreements. If there is any discrepancy between this information and the governing documents, the governing documents will control. JPMorgan Chase & Co. expressly reserves the right to amend, modify, reduce, change, or terminate its benefits and plans at any time. The JPMorgan Chase U.S. Benefits Program does not create a contract or guarantee of employment between JPMorgan Chase and any individual. JPMorgan Chase or you may terminate the employment relationship at any time.

Table of Contents

Page

Spending Account Highlights146
Participating in the Spending Accounts147
Who's Eligible? 147
Who's Not Eligible? 148
Cost to Participate 148
How to Enroll..... 148
Enrolling if You Are an Employee..... 149
Enrolling if You Are a Newly Hired Employee 149
Enrolling if You Have a Change in Work Status or Qualified Status Change 149
If You Do Not Enroll..... 150
When Participation Begins 150
Changing Your Contributions Midyear..... 151
If You Have a Work Status Change..... 152
When Participation Ends 153
Unused Spending Account Contributions 153
Health Care Spending Account 153
Dependent Care Spending Account..... 154
Transportation Spending Accounts 154
The Health Care Spending Account155
Health Care Spending Account Highlights 156
Your Contributions 157
Contribution Deduction Examples 157
The "Use It or Lose It" Rule 158
Eligible Expenses 158
Expenses Not Eligible 161
When Reimbursements Are Payable 162



The Dependent Care Spending Account.....163

Dependent Care Spending Account Highlights 163

Your Contributions 165

Payroll Deductions Example 165

The “Use It or Lose It” Rule 165

Eligible Expenses 166

Expenses Not Eligible 167

When Reimbursements Are Payable 167

The Transportation Spending Accounts.....168

Transportation Account Highlights 169

How the Transportation Accounts Work..... 170

About Your Contributions 170

How the Purchase of Transit Passes/Tickets Works 170

How Commuter Cards Work for Parking/Transit..... 171

Three Ways to Pay for Parking 171

How the “Pay Me Back” Parking Option Works 172

Cash Flow When You First Enroll 172

Unused Before-Tax Dollars 172

Enrolling in the Transportation Accounts..... 172

MetroNorth Railroad and Long Island Railroad (LIRR) 173

When Participation Begins 174

Eligible Expenses 174

Expenses Not Eligible 175

Managing Your Accounts and Receiving Reimbursements175

Tracking Your Spending Accounts..... 175

Receiving Health Care Spending Account Reimbursements 176

Medical Expenses: If You Are Enrolled in the JPMorgan Chase Medical Plan 176

Medical Expenses: If You Do Not Participate in the JPMorgan Chase Medical Plan 178

Dental and/or Vision Expenses 178

Debit Card General Information 179

Receiving Dependent Care Spending Account Reimbursements..... 179

Paper Reimbursement Claims..... 179

Transportation Spending Accounts Reimbursements 180

Filing a Claim for Parking Expense Reimbursement (“Pay Me Back” Option)..... 180

Reimbursement Processing 181

Uncashed Reimbursement Checks 181

Appealing a Claim..... 181

Defined Terms181



Spending Account Highlights

The facts below cover the spending accounts in general. Please see the start of each account section, for more detailed highlights specific to each account.

How You Save

The accounts help you save money because you contribute to the accounts on a before-tax basis. This means that the money in the accounts that you use to pay for eligible expenses is not subject to most income taxes. See "How You Save: Spending Accounts and Taxes" on page 147 for an example of these savings.

How You Might Lose Your Contributions

For the Health Care and Dependent Care Spending Accounts, if you don't use your contributions to cover eligible expenses by the deadlines, your contributions can be forfeited. Please plan carefully to ensure you apply for reimbursement on time.

For the Health Care Spending Account, please see "The "Use It or Lose It" Rule" on page 158.

For the Dependent Care Spending Account, please see "The "Use It or Lose It" Rule" on page 165.

For the Transportation Account, please see "Unused Before-Tax Dollars" on page 172.

Accounts Are Not Transferrable

The contributions you make to one of the accounts cannot be transferred to another one of the accounts, and they can only be used for eligible expenses under that account. For example:

- You cannot transfer Dependent Care Spending Account funds to your Health Care Spending Account.
- You cannot cover eligible Health Care Spending Account expenses with funds from your Dependent Care Spending Account.

Health Care Spending Account

You can contribute between \$240 and \$2,700 a year on a before-tax basis to pay for eligible out-of-pocket health care expenses for you or your tax dependents, provided those expenses are incurred during the plan year (January 1 – December 31). Eligible expenses include many medical, prescription drug, dental and vision expenses.

You have until March 31 of the year following the plan year to submit eligible claims for reimbursement.

Internal Revenue Service rules provide that you can carry over to the following plan year up to \$500 of any balance not used for eligible expenses. Any additional balance over \$500 will be **forfeited** and may not be used for expenses incurred in the following plan year.

Please Note: If you are enrolled in the JPMorgan Chase Medical Plan, funds in your Medical Reimbursement Account (MRA) will be used to pay for eligible medical and prescription drug expenses *before* your Health Care Spending Account funds are used. You need to carefully consider the amount you plan to contribute to the Health Care Spending Account in order to avoid having to forfeit a leftover balance that exceeds \$500.

Dependent Care Spending Account

You generally can contribute between \$240 and \$5,000 a year on a before-tax basis, subject to certain limits required under the Internal Revenue Code (IRC) with respect to before-tax contributions for highly compensated employees (W-2 compensation \$120,000 or more in 2018). The contributions can be used to pay for eligible dependent care expenses incurred during the plan year (January 1 – December 31).

You have until March 31 of the year following the plan year to submit eligible claims for reimbursement.

You must provide the taxpayer identification number or Social Security number of any day care provider that you may use for an eligible tax dependent.

Any balance not used for eligible expenses incurred during the plan year (January 1 – December 31) will be **forfeited** and may not be used for expenses incurred in the following plan year.



Transportation Spending Accounts

The Transportation Spending Accounts include a Transit Account and a Parking Account. You can participate in either or both accounts.

- **Transit Account.** You can generally contribute up to \$265 a month on a before-tax basis for eligible mass transit passes (for example, commuter bus, train, subway, ferry passes, tickets and vouchers) or vanpooling expenses.
- **Parking Account.** You can contribute up to \$265 a month on a before-tax basis for eligible parking expenses if you drive directly to work or to a location from which you commute to work at JPMorgan Chase (for example, park and ride).

You can contribute on a before-tax basis to either account.

If your commuting/parking costs exceed the legal before-tax monthly limits under the Transportation Spending Accounts, those additional costs will automatically be deducted through payroll deductions on an after-tax basis.

Contribution Limits May Change

The maximum before-tax contribution amounts shown here are legal limits for the calendar year 2019. The limits may change periodically subject to Internal Revenue Service (IRS) regulations.

No Impact on Your Other JPMorgan Chase Benefits

Your before-tax contributions to your spending accounts do not affect your other pay-related benefits at JPMorgan Chase. Your benefits under the 401(k) Savings Plan, Retirement Plan, Life and Accident Insurance Plans, Short-Term Disability Plan and Long-Term Disability Plan will continue to be based on your full, unreduced benefits pay.

How You Save: Spending Accounts and Taxes

Spending accounts save you money because the money that goes into the account on a before-tax basis reduces your taxable income. You use the money in the account to reimburse yourself for eligible expenses. You save because you owe less in taxes, and in most locations the savings apply to state and local income taxes, as well as federal income taxes and Social Security and Medicare taxes.

Remember, if you pay for expenses using a spending account, you can't take a tax deduction or credit for those expenses when you file your taxes.

JPMorgan Chase cannot offer tax advice. You should consult your tax advisor about whether you are better off using spending accounts or tax deductions and/or credits.

Participating in the Spending Accounts

This section describes the general guidelines for participating in the Spending Accounts. Participating in the Spending Accounts is optional.

Who's Eligible?

In general, you are eligible to participate if you are:

- Employed by JPMorgan Chase & Co., or one of its subsidiaries that has adopted the Plan, on a U.S. payroll and you are subject to FICA taxes;
- Paid hourly, salary, draw, commissions, or production overrides; and
- Regularly scheduled to work 20 or more hours per week.



Whose Expenses Are Eligible?

There's a difference between being eligible to participate (contribute) and whose expenses are eligible.

- For the Dependent Care Spending Account, the account must be to pay for care for a dependent child under age 13 or for an adult who is your tax dependent. For non-child dependents, this includes any dependent (including your spouse) who is physically or mentally incapable of self-care and who lives with you for more than six months out of the year, or who otherwise meets the definition of a dependent under the Internal Revenue Code (IRC) definition during the period of coverage.
- For the Health Care Spending Account, you can use the account to cover your eligible expenses, and it can also be used to cover eligible expenses for your tax dependents.
- For the Transportation Spending Accounts, only your commuter expenses to and from work at JPMorgan Chase are eligible.

Who's Not Eligible?

An individual who does not meet the criteria under "Who's Eligible?" as well as an individual classified or employed in a work status other than as a common law salaried employee by his or her employer is not eligible for the Plan, regardless of whether an administrative or judicial proceeding subsequently determines this individual to have instead been a common law salaried employee.

Examples of such individuals include an:

- Independent contractor/agent (or its employee);
- Intern; and/or
- Occasional/seasonal, leased, or temporary employee.

Cost to Participate

There is no administrative cost to participate in any of the Spending Accounts. Your cost is really the amount you choose to contribute to the accounts. The factor to consider is how much you should contribute, based on your eligible expenses you expect to incur and how much you can afford.

See the "Your Contributions" section in the description of each account for more details.

How to Enroll

Health Care and Dependent Care Spending Accounts

To participate in the Health Care and Dependent Care Spending Accounts you must actively enroll each year.

If you want to enroll, the process varies, depending on whether you are a:

- Current, eligible employee, enrolling during Annual Benefits Enrollment;
- Newly hired employee; or
- Current, eligible employee, enrolling or changing your benefits outside of Annual Benefits Enrollment.

Transportation Spending Accounts

For the Transportation Spending Accounts, if you have already enrolled, your elections will continue until you change them. You do not need to actively enroll each year or each month.



Enrolling if You Are an Employee

Health Care and Dependent Care Spending Accounts

During Annual Benefits Enrollment, you can make your elections through the Benefits Web Center on **My Health** or through the accessHR Contact Center. At the beginning of each Annual Benefits Enrollment, you'll receive instructions on how to enroll. You must re-enroll each year to continue participating in the Health Care Spending Account and/or Dependent Care Spending Account for the following year.

Transportation Spending Accounts

You can enroll in the Transportation Spending Accounts at any time during the year through the Transportation Spending Accounts Web Center via My Rewards. To enroll by phone, contact the Transportation Spending Accounts Call Center. Unless you make a change to your contribution amount, your elections will automatically carry forward from month to month and to the next calendar year. Please see "Enrolling in the Transportation Account" on page 172 for detailed enrollment information.

Enrolling if You Are a Newly Hired Employee

Health Care and Dependent Care Spending Accounts

If you've just joined JPMorgan Chase and are enrolling for the first time, you need to make your choices through the Benefits Web Center on **My Health** or through the accessHR Contact Center as follows:

- **If you are a full-time employee** (regularly scheduled to work 40 hours per week), you may receive information about benefits enrollment after accepting a position with JPMorgan Chase but before your hire date. Your coverage will begin on the first of the month following your hire date, as long as you enroll before your hire date or within 31 days after your hire date.
- **If you are a part-time employee** (regularly scheduled to work at least 20 but less than 40 hours per week), your benefits effective date will be the first of the month following your 60-day waiting period, and you will receive your enrollment materials within 31 days before becoming eligible for coverage. You need to enroll within 31 days before your eligibility date.

Late Year Enrollments

Special restrictions may apply concerning the processing of spending account enrollments and payroll contributions during December of any year. Please contact the accessHR Contact Center for more information.

You can access your benefits enrollment materials online at **My Health** > New hire information.

Transportation Spending Accounts

You can enroll in the Transportation Spending Accounts at any time during the year through the Transportation Spending Accounts Web Center via My Rewards. To enroll by phone, contact the Transportation Spending Accounts Call Center. Unless you make a change to your contribution amount, your elections will automatically carry forward from month to month and to the next calendar year. Please see "Enrolling in the Transportation Account" on page 172 for detailed enrollment information.

Enrolling if You Have a Change in Work Status or Qualified Status Change

Health Care and Dependent Care Spending Accounts

If you're enrolling for the Health Care or Dependent Care Spending Accounts during the year because you're a newly eligible employee due to a work status change or you have a Qualified Status Change (QSC), you'll have 31 days from the date of the change in status to make your new choices through the Benefits Web Center on **My Health** or through the accessHR Contact Center (90 days if status change is due to birth or adoption of a child). Please see "Qualified Status Change" on page 151 for more information.



Transportation Spending Accounts

You can enroll in the Transportation Spending Accounts or change your participation at any time during the year — you don't need to have a change in status of any kind.

If You Do Not Enroll

Health Care and Dependent Care Spending Accounts

If you do not enroll for the Health Care or Dependent Care Spending Accounts when you first become eligible, you won't be able to enroll until the next Annual Benefits Enrollment unless you have a Qualified Status Change (QSC). Please see "Qualified Status Change" on page 151 for more information.

Transportation Spending Accounts

You can enroll in the Transportation Spending Accounts at any time during the year.

When Participation Begins

Health Care and Dependent Care Spending Accounts

For the Health Care and Dependent Care Spending Accounts, this table explains when your participation begins, depending on when you enroll.

If You:	When Participation Begins:
Are an Employee	The contributions you elect during Annual Benefits Enrollment take effect at the beginning of the following plan year (January 1).
Are a Newly Hired or Newly Eligible Employee	<p>The elections you make as a new hire take effect as follows:</p> <ul style="list-style-type: none"> • If you are a full-time employee (regularly schedule to work 40 hours per week), participation begins on the first of the month following your date of hire. • If you are a part-time employee (regularly scheduled to work at least 20 but less than 40 hours per week), participation begins on the first of the month following 60 days from your date of hire. <p>Any contributions you make will be deducted from your pay in equal installments throughout the remainder of the year.* For example, if you are hired on June 1 and you elect \$1,200, the \$1,200 contribution will be divided by the number of pay periods left in the year and an equal amount will be deducted from each paycheck.</p>
Experience a Qualified Status Change	The contributions you elect as a result of a Qualified Status Change (QSC) (such as marriage, divorce, or the birth or adoption of a child or a work-related event such as an adjustment to your regularly scheduled work hours that results in a change in eligibility) will take effect as of the day of the qualifying event, if you enroll within 31 days of the event and you have already met the Plan's eligibility requirements (90-day window in the case of the birth/adoption of a child). Otherwise, you will not be able to make the change in coverage until the following Annual Benefits Enrollment. Please see "Qualified Status Change" on page 151 for more information.

* Special restrictions may apply concerning the processing of spending account enrollments and payroll contributions after mid-December of any year. Please contact the accessHR Contact Center for more information.

Transportation Spending Accounts

For the Transportation Spending Accounts, you can enroll or change your elections at any time. Please see "Enrolling in the Transportation Account" on page 172 for detailed enrollment information.



Changing Your Contributions Midyear

Health Care and Dependent Care Spending Accounts

In accordance with Internal Revenue Service (IRS) guidelines, you may change your contribution amount to the Health Care and/or Dependent Care Spending Account during the year only if you have a Qualified Status Change (QSC). Please see “Qualified Status Change” on page 151 for more information.

If you are a highly compensated employee (HCE) (for 2019, if you had compensation in excess of \$120,000 for 2018), you will not be able to increase your contributions to the Dependent Care Spending Account above the HCE limit in any given year.

Qualified Status Change

The Health Care Spending Account and/or Dependent Care Spending Account elections or contribution amounts you make during Annual Benefits Enrollment will stay in effect through the next plan year (or the current plan year if you enroll during the year as a newly eligible employee). However, you may be permitted to change your elections or contribution amounts before the next Annual Benefits Enrollment if you have a Qualified Status Change (QSC). **Please Note:** Any changes you make during the year must be consistent with your QSC.

You need to make your changes through the Benefits Web Center on **My Health** or through the accessHR Contact Center **within 31 days of the qualifying event** (90 days if the qualifying event is the birth or adoption of a child) for the changes to be effective the date of the event. (Please contact the accessHR Contact Center if this situation applies to you.)

You can make these elections through the Benefits Web Center on **My Health** or through the accessHR Contact Center.

Your changes will take effect as of the day of the qualifying event. Eligible expenses are those incurred on or after the effective date of the qualifying event. For example, if you get married on April 15 and increase your Health Care Spending Account from \$300 to \$2,700, you will only be allowed to claim \$300 in expenses incurred from January 1 through April 14.

Please Note: Documentation of dependent eligibility will be required during enrollment when adding a dependent for coverage and may be requested at any time by JPMorgan Chase. JPMorgan Chase regularly conducts dependent eligibility verification to ensure that all covered dependents meet the current eligibility requirements of the JPMorgan Chase U.S. Benefits Program. For details, please see the “Important Note on Dependent Eligibility” under “Eligible Dependents” in the *Health Care Participation* section. When you file a claim form for a dependent’s expense, your dependent must be designated on the claim form. Also, if the debit card payment method is used and the carrier requires substantiation that the expense is valid under the Plan, you will need to provide the name of your dependent.

If you have questions during the year about qualifying events and what the allowed benefits changes are, please visit **My Health**, or contact the accessHR Contact Center and speak with a Service Representative. QSCs for eligible tax dependents under the Health Care and Dependent Care Spending Accounts are listed in the following table. Please remember that you can make changes to your participation in the Transportation Spending Accounts at any time.



This chart lists types of QSCs and what action is allowed with those events.

QSC	Health Care Spending Account	Dependent Care Spending Account
Marriage	Begin, increase	Begin, increase, decrease, or stop
Domestic Partner Commitment	Begin, increase	Begin, increase, decrease, or stop
Divorce, Legal Separation, or termination of DP commitment	Decrease, stop	Begin, increase, decrease, or stop
Death of Spouse/DP	Decrease, stop	Begin, increase, decrease, or stop
Birth/Adoption/Legal Guardianship	Begin, increase	Begin, increase
Child Gains Eligibility	Begin, increase	Begin, increase
DP's Child becomes eligible	Begin, increase	Begin, increase
Child Gains Eligibility due to QMCSO	Begin, increase	N/A
Child/DP child no longer eligible	Decrease, stop	Decrease, stop
Death of Child/DP child	Decrease, stop	Decrease, stop
You or covered dependent gains other coverage	N/A	Decrease, stop
You or covered dependent loses other coverage	Begin, increase	Begin, increase
Change in dependent care provider or fees	N/A	Begin, increase, decrease, or stop
Move out of provider service area	N/A	N/A

*You can change your Transportation Spending Accounts elections at any time.

Transportation Accounts

You can change your contribution amounts during the year, subject to the monthly limits. You must change your contribution amount by the first of each month so that deductions can begin and be used to purchase a pass or parking for the following month. However, in the event your circumstances change, you cannot be reimbursed for periods during which you are not commuting. You must cancel your contributions.

If You Have a Work Status Change

Your contributions to the Spending Accounts end if your work status changes and you are then scheduled to work fewer than 20 hours per week. In this case, you may continue to claim reimbursements from your account balances for any eligible expenses that were incurred before the date of your work status change.



For the Health Care Spending Account (but not for the Dependent Care or Transportation Spending Accounts), you may be able to continue to make contributions on an after-tax basis under COBRA if you have not used your entire account balance prior to the date your status changed. For more details on COBRA continuation for the Health Care Spending Account, see the *Health Care Participation* section. You will have until the claim filing deadline in the year following your work status change to submit claims for any eligible expenses incurred up to the date of your work status change or the end of COBRA (March 31 of the year following your work status change). If your work status changes and you are then scheduled to work more than 20 hours per week, please see “How to Enroll” on page 148 for information on when you can newly enroll to participate.

When Participation Ends

In general, participation in the Spending Accounts will end on the last day of the month (Dependent Care Spending Account and Transportation Spending Account will end on the effective date) in which:

- Your employment with JPMorgan Chase is terminated for any reason (and, for the Health Care Spending Account, you don't elect COBRA coverage, if available);
- You cancel coverage or participation because of a Qualified Status Change (QSC) (cancellation must be consistent with the QSC);
- You no longer meet the eligibility requirements;
- You stop making required contributions;
- You choose not to re-enroll in the Health Care Spending Account or the Dependent Care Spending Account for the following year during the annual benefits enrollment period (in which case coverage will end on December 31 of the current year);
- You choose to discontinue your enrollment in the Transportation Spending Account;
- The accounts are discontinued; or
- You pass away.

If you go on an approved leave of absence, your participation in the Dependent Care Spending Account and the Transportation Spending Account ends on the effective start date of your leave.

If you go on long-term disability, your participation in the Dependent Care and Transportation Spending Accounts ends when you start to receive LTD benefits. You can continue making contributions to the Health Care Spending Account while on LTD on a direct bill basis. Participation in the HCSA will cease at the end of the year in which you start to receive LTD benefits.

Coverage for your dependents ends the earlier of when your coverage ends (such as if you leave JPMorgan Chase or otherwise become ineligible for JPMorgan Chase coverage) or when the dependent no longer meets the dependent eligibility requirements. Dependent eligibility requirements are available on **My Health** and within *Health Care Participation* section of this Guide.

Unused Spending Account Contributions

Health Care Spending Account

If you have an unused balance in your Health Care Spending Account when your participation ends, you can claim reimbursements from your account for any eligible expenses that were incurred *before* the date your participation ended. The deadline for filing these claims is March 31 of the following calendar year (for example, a claim with a date of service of April 2, 2018 must be submitted by March 31, 2019).



Because you cannot file claims for expenses incurred after your participation ended, if you have an unused balance, you may want to continue participating in the Health Care Spending Account through COBRA on an after-tax basis, to give you time to incur eligible expenses and make claims to recover the unused before-tax balance and any subsequent after-tax contributions. For more details, see “Continuing Health Coverage Under COBRA” in the *Health Care Participation* section, especially the subsection, “Special Rule for Health Care Spending Account Participants.”

Dependent Care Spending Account

If you have an unused balance in your Dependent Care Spending Account when your participation ends, you can claim reimbursements from your account for any eligible expenses that were incurred *before* the date your participation ended. The deadline for filing these claims is March 31 of the following calendar year (for example, a claim with a date of service of April 2, 2018 must be submitted by March 31, 2019).

There is no option to continue Dependent Care Spending Account contributions on an after-tax basis.

Transportation Spending Accounts

For the Transportation Spending Accounts, if your participation ends because your employment with JPMorgan Chase ends, you will have 90 days following your termination date in which you can use any remaining before-tax balances that remain on your commuter card. If you do not use the remaining balance within that 90-day period, the funds remaining at the end of 90 days will be forfeited.

You can incur eligible expenses through the date your participation ends. However, you must cancel your participation in the Transportation Spending Accounts promptly, to avoid forfeiting any contributions. Because your payroll deductions for a given month are used to fund eligible commuting expenses for the following month, cancelling participation before you leave is important. For example, October payroll contributions are used to pay for November expenses. If your employment is ending or you are going on a leave effective November 1, you should cancel your participation between September 2 and October 1 to avoid having Transportation Spending Account contributions for November deducted from your October pay. See the “Schedule of Monthly Enrollment Dates” on page 174 for details on when contributions would end.

If you participated in the Parking Account and have a balance in your “Pay Me Back” account, you have 180 days following the end of any month in which you participated to file a claim for reimbursement. You will forfeit any balance remaining after the claims filing deadline.

Any balance on the Parking Debit Card is forfeited as of your termination date.

If you receive a severance notice, please contact the Transportation Spending Accounts Call Center as soon as possible so that your participation in the account and your related deductions may be discontinued. Remember that your elections are effective for the first of the month. If you do not cancel timely, you will pay for benefits for the following month. Refunds cannot be given.

There is no option to continue Transportation Spending Account contributions on an after-tax basis after your participation ends.



The Health Care Spending Account

You can generally contribute up to \$2,700 (2019 limit) a year on a before-tax basis to pay for eligible out-of-pocket health care expenses. **If you are enrolled in the JPMorgan Chase Medical Plan, funds in your Medical Reimbursement Account (MRA) will be used to pay for eligible medical and prescription drug out-of-pocket expenses before your Health Care Spending Account funds are used.** Funds in the HCSA will not be used for eligible medical and prescription drug expenses until your MRA is completely depleted. You need to carefully consider the amount you plan to contribute to the Health Care Spending Account in order **to avoid having to forfeit a balance that exceeds \$500.**

You may use your Health Care Spending Account for eligible expenses such as:

- Medical and prescription drug deductibles, copayments and coinsurance
- Costs for non-covered prescription drugs, such as non-sedating antihistamines (e.g., Clarinex, Allegra) with a prescription from your doctor
- Dental deductibles and coinsurance not covered under any Dental Plan you may be enrolled in
- Eyeglasses and contact lenses for amounts not covered under any Vision Plan you may be enrolled in

Certain expenses, such as those for cosmetic surgery or health care premiums, are not reimbursable under the Health Care Spending Account.

Your health care company will be the administrator of your Health Care Spending Account. If you do not enroll in medical coverage through JPMorgan Chase, Cigna will administer your Health Care Spending Account.

MRA Funds Used First

If you are enrolled in the JPMorgan Chase Medical Plan, funds in your Medical Reimbursement Account (MRA) will be used to pay for eligible medical and prescription drug out-of-pocket expenses before your Health Care Spending Account funds are used. Funds for these expenses in the HCSA will not be used until your MRA is completely depleted.



Health Care Spending Account Highlights

How Much You Can Contribute

You can contribute between \$240 and \$2,700 a year on a before-tax basis to pay for eligible out-of-pocket health care expenses for you and your eligible tax dependents incurred during the plan year (January 1 – December 31).

The maximum before-tax contribution amounts shown here are legal limits for the calendar year 2019. The limits may change periodically subject to Internal Revenue Service (IRS) regulations.

Enrollment Required

To participate, you must actively enroll, either when you first become eligible, during Annual Benefits Enrollment, or after a Qualified Status Change (QSC).

Eligible Expenses

Eligible expenses generally can include medical, dental and prescription drug copayments, deductibles, and coinsurance; eyeglasses; frames; contact lenses; and certain other eligible health care expenses that aren't reimbursed by insurance.

Insurance premiums are **not** considered eligible expenses.

You can be reimbursed for your eligible tax dependents' expenses, as well as your own expenses.

To be eligible, expenses must be incurred during the plan year (January 1 – December 31).

Coordinating with Your Spouse

If your spouse has a Health Care Spending Account at JPMorgan Chase or at another employer, by law you cannot claim reimbursement for any expenses your spouse has claimed.

Eligible Tax Dependent(s)

Your eligible tax dependents can include:

- Your spouse,
- A qualified adult dependent (including a domestic partner or extended family member who is your tax dependent) and
- Your dependent children, including the children of your domestic partner if they are your tax dependents.

Documentation of dependent eligibility will be required during enrollment when adding a dependent for coverage.

Receiving Reimbursement

The claim processing method varies by the type of expense, whether or not you are enrolled in the Medical Plan, and your Medical Reimbursement Account (MRA) payment method election under the Medical Plan, if applicable. When submitting a claim for eligible expenses incurred by a covered dependent, be sure to include the dependent's name on the claim form.

You can use the account's debit card to pay for eligible expenses, so you don't have to file claims to be reimbursed for those expenses. When using the debit card to pay for eligible expenses incurred by a covered dependent, be sure to include the dependent's name.

You have until March 31 of the year following the plan year to submit eligible claims for reimbursement.

See "Managing Your Accounts and Receiving Reimbursements" on page 175 for more information.

When You Can Be Reimbursed

You can be reimbursed for the amount of your or your covered dependent's eligible expenses, up to your annual contribution amount (minus any previous reimbursements) at any time, whether or not that amount has been contributed year-to-date.

Carry Over Up to \$500

Internal Revenue Service rules provide that you can carry over to the following plan year \$500 of any balance not used for eligible expenses.

There is a \$25 minimum carry over amount for employees who do not contribute to the Health Care Spending Account for the following plan year.

Forfeiting Contributions

Any additional balance over the \$500 carry over limit (or less than \$25 for participants who are not currently contributing) will be **forfeited**, and may not be used for expenses incurred in the following plan year.



Coordination with the Medical Reimbursement Account (MRA)

If you are enrolled in the JPMorgan Chase Medical Plan, funds in your Medical Reimbursement Account (MRA) will be used to pay for eligible medical and prescription drug expenses *before* your Health Care Spending Account funds are used.

You need to carefully consider the amount you plan to contribute to the Health Care Spending Account in order **to avoid having to forfeit a balance that exceeds \$500.**

If You Leave JPMorgan Chase

If you leave JPMorgan Chase before the end of the year, you can continue to be reimbursed for eligible expenses incurred up to the end of the month of your termination, as long as you submit the expenses by the applicable deadline (March 31 of the year after your termination) (Please see “Managing Your Accounts and Receiving Reimbursements” on page 175 for more information.)

You can also elect through COBRA to continue contributing to your Health Care Spending Account on an after tax basis for eligible expenses incurred after your employment ends, but only until the end of the plan year in which you leave. Please see the *Health Care Participation* section for more information on COBRA continuation coverage.

Claims Administrators

Cigna and UnitedHealthcare (depending on which carrier you elected for your Medical Plan coverage) are the claims administrators for the Health Care Spending Account for employees enrolled in the JPMorgan Chase Medical Plan.

Cigna is the claims administrator for the Health Care Spending Account for employees not enrolled in the JPMorgan Chase Medical Plan.

Your Contributions

During enrollment, you decide how much to contribute. Contributions to the Health Care Spending Account are made on a before-tax basis. For 2019, you can contribute between \$240 and \$2,700. Any contributions you make will be deducted from your pay in equal installments throughout the year.

If you begin contributing during the year (as a newly eligible employee or if you have a Qualified Status Change), the maximum contribution you can make is \$2,700, which will be taken in equal installments over the remaining pay periods for that year.

Contribution Deduction Examples

The following example illustrates how to determine your contributions if you contribute to the Health Care Spending Account. This example shows an employee who is paid on a semimonthly basis and who chooses to contribute \$2,700 during Annual Benefits Enrollment. Generally, semimonthly deductions would be calculated as follows:

- $\$2,700 \div 24$ pay periods = \$112.50 per semimonthly pay period

If you are hired on April 1 and you elect \$2,700, you will contribute \$2,700 for the remainder of the year. If you are a full-time employee, this means your contributions will begin on May 1 and the amount deducted each pay period will be calculated as follows:

- $\$2,700 \div 16$ pay periods = \$168.75 per semimonthly pay period

Please Note

A deduction for Health Care, Dependent Care, and/or Transportation Spending Accounts contributions cannot be taken and no contribution will be made in any pay period in which your compensation after taxes, adjustments and other Plan contributions does not cover the full deduction amount you elected during Annual Benefits Enrollment or as a result of a subsequent Qualified Status Change.

MRA Funds Will Be Used Up First

If you are enrolled in the JPMorgan Chase Medical Plan, funds in your Medical Reimbursement Account (MRA) will be used to pay for eligible medical and prescription drug expenses *before* your Health Care Spending Account funds are used.

You need to carefully consider the amount you plan to contribute to the Health Care Spending Account in order to avoid having to forfeit a balance that exceeds \$500.



The “Use It or Lose It” Rule

Under current U.S. tax law, unused balances in the Health Care Spending Account are subject to **forfeiture**.

The Carryover Exception

If you have a balance in the Health Care Spending Account after submitting all claims incurred during the plan year (January 1 – December 31), you can carry over \$500 to the following plan year. **Any remaining balance that exceeds \$500 will be forfeited after the claims filing deadline (March 31 of the year following the plan year)**. This unused balance cannot be returned to you or carried forward for future use.

There is a \$25 minimum carry over amount for employees who do not contribute to the Health Care Spending Account for the following plan year.

Example

- Assume you contribute \$2,200 to the Health Care Spending Account and have \$300 in your MRA (those funds are used first for eligible medical and prescription drug costs before your HCSA)
- Assume your eligible medical claims during the plan year (January 1 – December 31) are \$400 and your other claims are \$1,400. The \$300 in your MRA is used first. Your HCSA is used to pay the remaining \$100 in medical claims plus the \$1,400 in other claims.
- Assuming you submit all your claims by the deadline (March 31 of the year following the plan year), your unused balance would be \$700.
- You would be able to carry over \$500 of the unused balance to the following plan year (the plan year immediately following the one in which you contributed \$2,200).
- **You would forfeit the remaining \$200 balance.**

It's very important that you plan carefully before you decide how much to contribute to the Health Care Spending Account, because your MRA funds are used first for eligible medical and prescription drug expenses and that you file your claims by the claims filing deadline: March 31 of the year following the plan year.

For detailed instructions on how to submit claims, see “Paper Reimbursement Claims” on page 179.

Eligible Expenses

Eligible expenses are those incurred from the effective date of participation through the date participation ends. Participation means that you are contributing to the account.

Eligible expenses under the Health Care Spending Account include expenses that you pay out of your pocket and that you generally could also claim as health care deductions on your federal income tax return if you were not reimbursed through the Health Care Spending Account.

Expenses include, but are not limited to, deductibles, copayments and coinsurance. Examples of eligible expenses under the current Internal Revenue Code (IRC) are certain dental and vision services, certain equipment and supplies, hospital services, lab exams and tests, and medical treatments (including smoking cessation programs).

Please Note: Insurance contributions (i.e., premiums) are not reimbursable under the Health Care Spending Account.

The specific expenses listed under “Examples of Eligible Expenses,” below are generally considered by the Internal Revenue Service (IRS) to be eligible medical care expenses for federal income tax purposes. Therefore, they're eligible for reimbursement through the Health Care Spending Account. Because the tax treatment of these expenses is always subject to IRS review, JPMorgan Chase can't guarantee that the same expenses will always be eligible (or ineligible) for reimbursement from the Health Care Spending Account.



If the IRS changes its ruling concerning the eligibility of a particular expense, JPMorgan Chase will accept that ruling effective on the date prescribed by the IRS.

Please Note: Changes by the IRS to the eligibility of an expense do not allow you to stop or start contributions to the Health Care Spending Account.

Examples of Eligible Expenses

Please Note: This list is subject to change at any time based on Internal Revenue Service (IRS) guidance.

Dental Services

- Cleaning teeth
- Dental X-rays
- Filling teeth
- Gum treatment
- Oral surgery
- Orthodontia

Equipment and Supplies


- Abdominal supports
- Ambulance hire
- Arches
- Artificial teeth or eyes, to the extent they are not deemed to be cosmetic
- Automobile device for a physically disabled person, but not for travel to work
- Back supports
- Blood pressure monitors
- Braces
- Contact lenses and supplies
- Crutches
- Diabetic supplies
- Elastic hosiery
- Eyeglasses
- Fluoridation unit in the home
- Hearing aids
- Installation of stair-seat elevator for a person with a heart condition
- Invalid chair
- Iron lung
- Orthopedic shoes
- Over-the-counter medications *only* if accompanied by a doctor's prescription*
- Portable air conditioner if needed for relief from allergy or difficulty in breathing
- Prescriptions
- Reclining chair if prescribed by a physician
- Repair of telephone equipment for the deaf
- Sacroiliac belt
- Special mattress and plywood bed boards for relief of spinal arthritis
- Splints
- Truss
- Wig, if advised by a physician for the mental health of a patient because of hair loss from disease

Hospital Services

- Anesthetist
- Operating room usage
- Oxygen mask and tent
- X-ray technician

Laboratory Exams/Tests

- Blood tests
- Cardiographs
- Metabolism tests
- Spinal fluid tests
- Sputum tests
- Stool examination
- Urine analysis
- X-ray examinations



Medical Treatments

- Acupuncture
- Blood transfusion
- Diathermy
- Electric shock treatments
- Hearing services
- Injections
- Insulin treatments
- Organ transplants
- Pre-natal and post-natal care
- Psychotherapy
- Radium therapy
- Sterilization
- Ultra-violet ray treatments
- Vasectomy
- X-ray treatments

Professional Services

- Chiropracist
- Chiropractor
- Dentist
- Dermatologist
- Gynecologist
- Midwife
- Neurologist
- Nurse
- Obstetrician
- Oculist
- Optician
- Optometrist
- Orthopedist
- Osteopath
- Pediatrician
- Physician
- Physiotherapist
- Podiatrist
- Psychiatrist
- Psychoanalyst
- Psychologist
- Registered nurse
- Surgeon (except for cosmetic surgery)

Miscellaneous

- Alcoholism inpatient and outpatient care
- Birth control pills or other birth control items prescribed by a physician
- Braille books (just the excess cost of Braille books and magazines over the cost of regular editions)
- Child-birthing classes
- Convalescent home, if for medical treatment
- Drug treatment center inpatient and outpatient care
- Guide for a blind person
- Hair transplant operation, if medically necessary
- Health institute fees, if services are prescribed by a physician to alleviate a physical or mental defect or illness
- Kidney donor's — or possible kidney donor's — expenses
- Legal fees that are necessary to authorize a medical treatment for a mentally ill dependent
- Nurse's board and wages, including Social Security taxes you pay
- Remedial reading for a child with dyslexia
- Sanitarium and similar institutions
- School costs for physically and mentally disabled children
- Seeing-eye dog and its maintenance
- Smoking cessation classes
- Telephone-teletype costs and television adapter for closed caption service for a deaf person
- Travel expenses related to medical treatment
- Weight-loss program if prescribed by a physician to treat a diagnosed medical condition such as obesity, hypertension, or heart disease

* **Over-the-Counter Medications.** Generally, over-the-counter medications cannot be reimbursed from the Health Care Spending Account due to health care regulations. However, there are certain exceptions. In limited instances, if you have a prescription from your doctor for drugs that are available over-the-counter — such as Claritin and Prilosec — they will be eligible for reimbursement through your Health Care Spending Account. In addition, over-the-counter forms of insulin are eligible for reimbursement from your Health Care Spending Account without a doctor's prescription.



Any other expense you can otherwise claim as a medical deduction on your federal income tax return, except insurance premiums, can also be reimbursed from your Health Care Spending Account. For more information about eligible expenses, visit the Internal Revenue Service (IRS) website at www.irs.gov, or call the Internal Revenue Service (IRS) at (800) TAX-FORM ((800) 829-3676) and ask for Internal Revenue Service (IRS) Publication 502, "Medical and Dental Expenses." While certain sections of the Publication do not apply for purposes of the Health Care Spending Account, you may find the section entitled "What Medical Expenses Are Includible" helpful in that it lists certain expenses eligible for the federal health care tax deduction, and which may be eligible for reimbursement from your Health Care Spending Account.

Expenses Not Eligible

You are not eligible to use the Health Care Spending Account for expenses that are:

- not incurred for you or your eligible tax dependents
- not incurred during the applicable plan year
- not incurred while you are participating (contributing) or had eligible carry over funds from a prior year

Expenses not eligible for reimbursement under the Health Care Spending Account include expenses that you generally cannot claim as medical deductions on your federal income tax return. Such ineligible expenses include, but are not limited to, cosmetic surgery, electrolysis, over-the-counter (non-prescription) medications, over-the-counter vitamins taken to maintain general health, health club membership dues and insurance premiums. Therefore, they're not eligible for reimbursement through the Health Care Spending Account.

Examples of Expenses Not Eligible

Please Note: This list may change at any time based on Internal Revenue Service (IRS) guidance.

- Athletic or health club expenses to maintain or improve physical fitness
- Babysitting expenses incurred while you go to the doctor
- Boarding school fees paid for a child while the parent is recuperating from an illness
- Body piercing
- Bottled water
- COBRA continuation contributions
- Contributions to a retiree benefits plan
- Cosmetic surgery, treatment, or procedures (including prescription drugs used in cosmetic treatments or procedures)
- Dance lessons, even if advised by a physician
- Diaper service
- Divorced spouse's health care bills
- Domestic help, even if needed because of a spouse's illness
- Electrolysis or hair removal
- Food or beverage substitutes, except the cost of special foods over what would ordinarily have been spent on food, if necessary because of allergy
- Funeral and burial expenses
- Health and beauty supplies
- Illegal operations and drugs
- Insurance contributions (including contact lens insurance)
- Legal fees for divorce
- Life insurance contributions
- Marriage or family counseling
- Maternity clothes
- Over-the-counter (non-prescription) medications used to alleviate or treat an illness or injury (e.g., aspirin, Tylenol, Claritin)
- Patent medicines
- Rogaine/Minoxidil
- Scientology fees
- Shampoo (unless prescribed by a doctor, i.e., prescription shampoo)
- Tattooing
- Toothpaste
- Transportation costs of a disabled person to and from work
- Travel for reasons of health, even if prescribed by a physician



- Tuition and travel expenses to send a child to a particular school for a beneficial change in environment
- Veterinary fees
- Vitamins, tonics, etc., unless taken pursuant to a prescription and used to treat a specific medical condition
- Weight-loss program if not prescribed by a physician to treat a diagnosed medical condition such as obesity, hypertension, or heart disease

When Reimbursements Are Payable

Your Health Care Spending Account can reimburse your eligible health care expenses in full up to the total amount you're scheduled to contribute to the account for the year, no matter how much money you have actually contributed to your account at the time you request the reimbursement. Contributions will continue to be deducted from your pay throughout the year, up to the amount of your annual elected contribution. If your employment terminates, the full amount is available for expenses incurred before your termination date.

Your account will only cover expenses for supplies and services that have actually been incurred, not future expected services or expenses. In addition, you may only receive reimbursement for expenses that have not been covered or reimbursed by insurance.

Please see "Managing Your Accounts and Receiving Reimbursements" on page 175 for details on how to use your Health Care Spending Account to pay for eligible health care expenses.



The Dependent Care Spending Account

You can generally contribute \$240 to \$5,000 a year on a before-tax basis to pay for eligible out-of-pocket expenses to provide care during working hours for eligible dependents.

- Eligible expenses are those that provide care so that you and your spouse (if you are married) can work outside the home or so your spouse can attend school full-time.
- You must provide the Social Security number or tax identification number of the care provider when filing for reimbursements.

You may use your Dependent Care Spending Account for eligible expenses including:

- Child care expenses for dependent children under age 13, or older if disabled, and
- Adult care expenses for your tax-qualified adult dependents.

Dependent Care Spending Account Highlights

How Much You Can Contribute

You generally can contribute between \$240 and \$5,000 a year on a before-tax basis.

If your spouse contributes to a Dependent Care Spending Account, your combined contributions are limited to \$5,000. If you are married but file separate income tax returns, your maximum contribution amount is \$2,500 a year.

If you are considered a highly compensated employee for a plan year (based on a prior year's W-2 compensation), your contributions may be subject to certain limits required under the Internal Revenue Code (IRC) with respect to before-tax contributions for highly compensated employees. (For instance, if your W-2 compensation for 2018 is \$120,000 or more, you're considered a highly compensated employee for the 2019 plan year.)

The maximum before-tax contribution amounts shown here are legal limits for the calendar year 2019. The limits may change periodically subject to Internal Revenue Service (IRS) regulations.

Enrollment Required

To participate, you must actively enroll, either when you first become eligible, during Annual Benefits Enrollment, or after a Qualified Status Change.

If You Are Married

If you're married, you can participate in a Dependent Care Spending Account only if your spouse is:

- Employed, whether part-time, full-time, or self-employed;
- Looking for gainful employment;
- A full-time student; or
- Physically or mentally incapable of self-care and is the dependent for whom you're claiming expenses.



Eligible Expenses

Eligible expenses can include day care provided during the plan year (January 1 – December 31) for:

- dependent children under age 13 and
- Any dependent (including your spouse) who is physically or mentally incapable of self-care who lives with you for more than six months out of the year, or who otherwise meets the definition of a dependent under the Internal Revenue Code (IRC) definition during the period of coverage.

The care must be provided to enable you and your spouse (if you're married) to work, or to enable your spouse to either look for work or attend school full time.

Special Rules

For the Dependent Care Spending Account, the Internal Revenue Service (IRS) requires that your claim include a receipt with the name, address, telephone number and taxpayer identification number (or Social Security number) of the caregiver. Without this information, the care generally won't qualify as an eligible Dependent Care Spending Account expense.

Eligible Tax Dependent(s)

Under the Dependent Care Spending Account, your eligible tax dependents can include:

- Your spouse,
- A qualified adult dependent (including a domestic partner or extended family member who is your tax dependent) and
- Your dependent children under age 13, including the children of your domestic partner if they are your tax dependents.

Receiving Reimbursement

When you incur an eligible expense, you must submit a claim for reimbursement from your account.

You have until March 31 of the year following the plan year to submit eligible claims for reimbursement.

When You Can Be Reimbursed

You can only be reimbursed up to the amount that you have actually contributed to your account by the date of the claim (minus any previous reimbursements), and only for services that you have actually received before claiming reimbursement.

If you have eligible expenses greater than your year-to-date contributions, those expenses can be reimbursed later in the year, when additional contributions have been added to your account.

No Carry Over

Unlike the Health Care Spending Account, there is no provision for carrying over unused balances in your Dependent Care Spending Account.

Forfeiting Contributions

Any balance not used for eligible expenses incurred during the plan year (January 1 – December 31) will be **forfeited after the claims filing deadline (March 31)** and may not be used for expenses incurred in the following plan year.

If You Leave JPMorgan Chase

If you leave JPMorgan Chase before the end of the year, you can be reimbursed for eligible expenses incurred on or before your termination date, up to the balance in your account — as long as you submit the expenses by the applicable deadline (March 31 of the year after your termination). (Please see "Managing Your Accounts and Receiving Reimbursements" on page 175 for more information.)

Claims Administrators

Cigna and UnitedHealthcare (depending on which carrier you elected for your Medical Plan coverage) are the claims administrators for the Dependent Care Spending Account for employees enrolled in the JPMorgan Chase Medical Plan.

Cigna is the claims administrator for the Dependent Care Spending Account for employees not enrolled in the JPMorgan Chase Medical Plan.



Your Contributions

Contributions to the Dependent Care Spending Accounts are made on a before-tax basis.

You generally can contribute between \$240 and \$5,000 a year on a before-tax basis.

- IRS rules state that you cannot contribute more than your income or your spouse’s income, whichever is less.
 - If your spouse is a full-time student or is incapable of self-care, his or her monthly income is assumed to be \$250 in 2019 if you have one eligible tax dependent or \$500 in 2019 if you have two or more eligible tax dependents.
 - Consequently, an employee with one child who requires care while a spouse attends school full-time for nine months of the year, would be limited to annual contributions of \$2,250.
- If your spouse contributes to a Dependent Care Spending Account, your combined contributions are limited to \$5,000.
- If you are married but file separate income tax returns, your maximum contribution amount is \$2,500 a year.

Please Note

A deduction for Health Care, Dependent Care, and/or Transportation Spending Accounts contributions cannot be taken and no contribution will be made in any pay period in which your compensation after taxes, adjustments and other Plan contributions does not cover the full deduction amount you elected during Annual Benefits Enrollment or as a result of a subsequent Qualified Status Change.

Limits on Contributions for Highly Compensated Employees

Internal Revenue Service (IRS) rules impose limits on contributions to the Dependent Care Spending Account in certain situations that involve highly paid employees. In 2019, you are considered a highly compensated employee if your 2018 W-2 compensation was \$120,000 or more.

These rules help ensure that the Plan doesn’t unfairly favor highly compensated employees. As a result, it may be necessary to significantly reduce contributions for some participants under these rules.

You’ll be notified if you’re affected.

Payroll Deductions Example

If you begin contributing during the year (as a newly eligible employee), the maximum contribution you can make is \$5,000, which will be taken in equal installments over the remaining pay periods for that year.

For example, if you are hired on June 15 and you elect \$3,000, the \$3,000 contribution will be divided by the number of pay periods left in the year and an equal amount will be deducted from each paycheck beginning July 1 (when coverage is effective).

The “Use It or Lose It” Rule

Under current U.S. tax law, unused balances in the Dependent Care Spending Account are subject to **forfeiture**. If you have a balance left in the account after submitting all claims incurred during the plan year (January 1 – December 31), that balance will be forfeited after the claims filing deadline (March 31 of the year following the plan year). The unused balance cannot be returned to you or carried forward for future use.

It’s very important that you plan carefully before you decide how much to contribute to the Dependent Care Spending Account, and that you file your claims by the claims filing deadline: March 31 of the year following the plan year.

For detailed instructions on how to submit claims, see “Paper Reimbursement Claims” on page 179.



Eligible Expenses

Eligible expenses are those incurred from the effective date of participation through the date participation ends. Participation means that you are contributing to the account.

The following specific expenses are currently considered by the Internal Revenue Service (IRS) to be deductible child or elder care expenses for federal income tax purposes. Therefore, they're eligible for reimbursement through the Dependent Care Spending Account. Because the deductibility of these expenses is always subject to IRS review, JPMorgan Chase can't guarantee that the same expenses will always be eligible (or ineligible) for reimbursement from the Dependent Care Spending Account.

You can use the Dependent Care Spending Account for eligible care expenses incurred for an eligible tax dependent.

Please Note: You must actually incur an eligible expense and receive the service prior to claiming reimbursement.

This list is subject to change at any time.

Eligible expenses under the Dependent Care Spending Account must also be incurred so that you — if you're married, you and your spouse — can work. Such expenses include, but are not limited to:

- Care at licensed nursery schools or day camps (excluding most expenses for grades kindergarten and above or overnight camps). To qualify, the school or center must comply with state and local laws and receive a fee for its services if it cares for seven or more children;
- Payment to a housekeeper who is primarily responsible for providing day care;
- Payment to someone who provides care in your home, as well as related taxes you pay on that person's behalf;
- Care provided at an adult day care facility (but not expenses for an overnight nursing home facility) for any eligible tax dependent;
- Day care provided by before-school or after-school programs;
- Day care provided inside or outside your home by anyone other than your spouse or a person you list as your dependent for income tax purposes, for your child under age 13;
- Household services related to the care of an eligible dependent who lives with you; and
- Any other qualified dependent care expense as defined by the IRS.

For more information about employment-related dependent care expenses that qualify for the federal tax credit, visit the Internal Revenue Service (IRS) website at www.irs.gov, or call the IRS at (800) TAX-FORM ((800) 829-3676) and ask for IRS Publication 503, "Child and Dependent Care Expenses."

If the IRS changes its ruling concerning the deductibility of a particular expense, JPMorgan Chase will accept that ruling effective on the date prescribed by the IRS.


Please Note: Any such change by the IRS to the tax-deductible status of an expense does not allow you to stop or start contributions to a Dependent Care Spending Account.

Your Provider's Tax Information

To be reimbursed for Dependent Care expenses, your claim must include the care provider's name, address and taxpayer identification number (or Social Security number). *Without this information, your expenses will not be eligible for reimbursement from the Dependent Care Spending Account.*

Care Outside Your Home

If you are submitting claims for dependent care expenses incurred outside your home, your dependent must spend at least eight hours a day in your home. If you're divorced or separated and have custody of an eligible child, you may be able to use the Dependent Care Spending Account even if you've agreed to let your spouse (or former spouse) claim your child as an exemption for tax purposes.



Expenses Not Eligible

You are not eligible to use the Dependent Care Spending Account for expenses that are:

- not incurred for eligible care for your eligible dependents
- not incurred during the plan year for which you opened the account
- not incurred while you are participating (contributing) to the account

The following expenses are not eligible for reimbursement through the Dependent Care Spending Account:

- After-school care provided coincidentally with a program for which the primary purpose is education — for example, an after-school religious training program;
- Care in unlicensed day care centers or care by providers who won't provide you with their taxpayer identification number or Social Security number;
- Care that's not needed for you to work — for example, babysitting fees during non-working hours;
- Child care expenses that enable you or your spouse to do volunteer work;
- Education expenses for a child in kindergarten or above;
- Expenses paid to one dependent you claim (or could claim) on your tax return to care for another dependent (for example, paying one child to care for a younger child) if the person you're paying is under age 19 or can be claimed as an exemption on your federal income tax return;
- Health care expenses for dependents (these are reimbursed through the Health Care Spending Account — not the Dependent Care Spending Account);
- Overnight summer camp expenses;
- Transportation expenses to or from a day care center;
- 24-hour nursing home care for a parent or spouse; and
- Otherwise eligible care that's not provided by an eligible provider.

Please Note: This list may change at any time based upon Internal Revenue Service (IRS) guidance.

When Reimbursements Are Payable

Unlike the Health Care Spending Account, the Dependent Care Spending Account covers your eligible expenses only up to the balance credited to your account through payroll deductions at the time you request reimbursement. As your contributions are deducted from your pay throughout the year, you'll automatically be reimbursed for any outstanding expenses you've submitted, up to the year-to-date amount already contributed (minus any previous reimbursements).

Please Note: If you fail to provide substantiation when requested by Cigna or UnitedHealthcare, you will be required to repay the amount of unsubstantiated/ineligible expenses.

Your account will only cover expenses for services that have actually been incurred, not for future expected services or expenses.



The Transportation Spending Accounts

Under the JPMorgan Chase Transportation Spending Accounts, you pay for eligible transit and/or parking expenses related to commuting to and from work at JPMorgan Chase through before-tax payroll deductions.

Unlike the Health Care and Dependent Care Spending Accounts, most participants choose options where your contributions are used to pay for your transportation expenses (such as purchasing passes and tickets that are mailed to you, and paying parking expenses) directly, without you having to file claims for reimbursement.

If your transportation needs vary, then instead of using your contributions to purchase passes/tickets and pay parking expenses in advance, you can use your contributions to purchase Commuter Cards that you can use to pay for transit expenses as needed. For parking expenses, you have a third option, called "Pay Me Back," where your contributions are held in an account and you file claims to be reimbursed for eligible parking expenses.

If you choose the automatic purchase/payment approach, and the cost for your commuter passes/tickets exceeds the monthly before-tax contribution limits, the additional costs will automatically be deducted through after-tax payroll deductions.

Important Note

By law, the maximum monthly contribution you can make to the Transportation Spending Accounts must be reduced by the value of any other transit/parking reimbursement or benefit that you may receive from JPMorgan Chase. Otherwise, the excess amount will be taxable income.

In deciding on the amount to contribute to the Transportation Spending Accounts, you will need to consider the value of any monthly transit/parking reimbursement that you may receive from JPMorgan Chase. If, in any month, the reimbursement from a Transportation Spending Account and the value of those other transit/parking benefits exceeds the maximum monthly legal limit, then the excess will represent taxable income to you. You may wish to consult a personal tax advisor to determine how participating in the Transportation Spending Accounts may affect your personal tax situation. JPMorgan Chase cannot provide you with tax advice.



Transportation Account Highlights

Two Accounts

The Transportation Spending Accounts include a Transit Account and a Parking Account. You can participate in either or both accounts.

Differences from Health Care and Dependent Care Accounts

While the Transportation Spending Accounts are similar in many ways to the Health Care Spending Account and the Dependent Care Spending Account, these accounts are subject to different rules under the Internal Revenue Code (IRC).

The Transportation Spending Accounts are more flexible than the other Spending Accounts in several ways, including:

- You can choose to make before-tax and after-tax payroll deductions to pay for your eligible monthly commuter pass/ticket and/or parking expenses; and
- You can enroll in the Transportation Spending Accounts, change, or cancel your contribution rate at any time during the year on a monthly basis. You must make these elections by the first of the month **prior** to the month you wish to participate, stop or change your election.

No Annual Enrollment Required

Unlike the Health Care and Dependent Care Spending Accounts, you do not need to re-enroll during each Annual Benefits Enrollment. Your elections will continue until you change them.

Transit Account

You can generally contribute up to \$265 a month on a before-tax basis for eligible mass transit passes (for example, commuter bus, train, subway, ferry passes, tickets and vouchers) or vanpooling expenses.

Unless you choose the Commuter Card option, your contributions will be used to purchase your passes/tickets, which will be mailed to you by WageWorks.

Parking Account

You can contribute up to \$265 a month on a before-tax basis for eligible parking expenses if you drive directly to work or to a location from which you commute to work at JPMorgan Chase (for example, park and ride).

When you enroll, you will choose either:

- the “Pay My Provider” option, where your contributions are used by WageWorks to pay your garage directly, or
- the “Pay Me Back” option, where you file claims to be reimbursed by WageWorks from your account, for eligible parking expenses, or
- a parking Commuter Card that you can use to pay for parking as needed, so you don’t have to file claims to be reimbursed.

Automatic After-Tax Contributions

You can contribute on a before-tax basis to either account.

If your commuting/parking costs exceed the legal before-tax monthly limits under the Transportation Spending Accounts, those additional costs will automatically be deducted through payroll deductions on an after-tax basis.

Contribution Limits May Change

The maximum before-tax contribution amounts shown here are legal limits for the calendar year 2019. The limits may change periodically subject to Internal Revenue Service (IRS) regulations.

Eligible Expenses

Eligible expenses can include expenses that you incur in your commute (such as mass transit costs and parking expenses) between your home and work at JPMorgan Chase that can be paid for under federal tax law with money you’ve contributed to the Transit Account and/or Parking Account. These expenses are subject to monthly maximums under federal law.

Please Note: Any eligible expenses that exceed monthly before-tax maximums will be deducted on an after-tax basis.

The Transportation Spending Accounts do not cover commuting or parking expenses for dependents.

Claims Administrators

WageWorks is the claims administrator for the Transportation Spending Accounts.



How the Transportation Accounts Work

In most cases, your contributions to the Transportation Spending Accounts are deducted from your pay each pay period and used to pay for your eligible monthly transit commuter pass/ticket and/or parking expenses for the next month. You order your commuter passes/tickets and/or authorize payment directly to your parking facility at the time of your enrollment, and your contributions are automatically deducted each pay period and used to pay these expenses.

If your commuting pattern varies, there are two other options for the accounts:

- For transit and parking expenses, you can use your contributions to purchase a Commuter Card. See “How Commuter Cards Work” on page 171 for more details.
- For parking expenses, instead of the “Pay My Provider” option you can choose the “Pay Me Back” option. With “Pay Me Back,” there is no automatic purchase or payment for parking, and you don’t receive a Commuter Card for parking. Instead, you pay for parking yourself, and then submit a claim for reimbursement to WageWorks. See “How the “Pay Me Back” Parking Option Works” on page 172 for more details.

Please Note: Generally, if you are not using a Commuter Card for the Transit Account and the cost of your commuter pass/ticket increases, your payroll deductions will automatically increase to cover the increased cost. In contrast, if your parking expenses increase, you will need to make changes online or by contacting the Transportation Spending Accounts Call Center.

Please Note

A deduction for Health Care, Dependent Care, and/or Transportation Spending Accounts contributions cannot be taken and no contribution will be made in any pay period in which your compensation after taxes, adjustments and other Plan contributions does not cover the full deduction amount you elected during Annual Benefits Enrollment or as a result of a subsequent Qualified Status Change.

About Your Contributions

Contributions to the Transportation Spending Accounts can be made on a before-tax and after-tax basis.

Before-Tax Contributions

- **Transit Account.** You can generally contribute up to \$265 a month on a before-tax basis for eligible mass transit passes (for example, commuter bus, train, subway, ferry passes, tickets and vouchers) or vanpooling expenses.
- **Parking Account.** You can contribute up to \$265 a month on a before-tax basis for eligible parking expenses if you drive directly to work or to a location from which you commute to work at JPMorgan Chase (for example, park and ride).

After-Tax Contributions

If your commuting/parking costs exceed the legal before-tax monthly limits under the Transportation Spending Accounts, those additional costs will automatically be deducted through payroll deductions on an after-tax basis. The after-tax limits are currently \$1,050 for Transit and \$700 for Parking.

How the Purchase of Transit Passes/Tickets Works

Unless you choose the Commuter Card option (see “How Commuter Cards” on page 171):

- Your contributions are used to pay for your monthly commuter pass/ticket for the next month, and
- Your pass, ticket, or voucher is generally mailed to you at your home address (unless prohibited by the individual transit agency).
- This means that you don’t have to buy your commuter pass, ticket, or voucher separately (i.e., at the station).



Make Sure You Got Your Pass Each Month!

If you do not receive your order by the first day of the benefit month, you must contact WageWorks to report the missing order **within the first three business days of that month**.

- WageWorks will only pay for up to two lost passes per employee, per lifetime.
- If you do not report an undelivered order in a timely manner, you may not qualify for reimbursement.

How Commuter Cards Work for Parking/Transit

If your commuting pattern varies, you have the option to use your contributions to purchase transit and/or parking Commuter Cards.

- The transit Commuter Card is available to participants in a location where the associate transit agency (e.g., MetroCard, NJ Transit Rail) accepts a debit card and/or credit card.
- The parking Commuter Card can be used to pay for parking directly (at participating garages), eliminating the need to pay for parking yourself and file claims or submit receipts for reimbursement. Check with WageWorks to see if your garage is participating.

With the Commuter Cards, you decide how much money to load onto your card each month to cover your monthly commuting costs. As with every payment option, be sure to save your receipts for all WageWorks Commuter Card transactions.

Please Note: The Commuter Card is intended for use each month. If WageWorks determines that the outstanding card balance exceeds a certain threshold, contributions to that account will be suspended until the balance on your card is below that threshold.

Three Ways to Pay for Parking

There are three ways you can pay for eligible parking expenses with the Parking Account:

- **Commuter Card:** With the Commuter Card, your contributions go to purchase prepaid cards, and you use these to pay for parking each time you park. See "How Commuter Cards Work" on page 171.
- **Pay My Provider:** With the Pay My Provider option, WageWorks sends payment (using your contributions) directly to the garage. You must ensure that the payment information is accurate and that your garage will accept payment from a third party.
- **Pay Me Back:** With the Pay Me Back option, you pay your garage, and then you file a claim to be reimbursed from your Parking Account. See "How the "Pay Me Back" Parking Option Works" on page 172.

Parking Permits Coordinated by JPMorgan Chase

One of the advantages of enrolling in the Parking Account option is that you can benefit from before-tax payroll deductions. By electing the "Pay My Provider" option, before-tax and after-tax deductions will be taken from your pay and WageWorks will pay your garage directly.

If you choose this option, you should advise your JPMorgan Chase parking coordinator to discontinue any current after-tax payroll deductions that are not part of the Transportation Spending Accounts — this will help avoid the possibility of overpayment to the garage.

Alternatively, if you continue to have your JPMorgan Chase parking coordinator pay the garage and then file for reimbursement through WageWorks, you should elect to participate in the "Pay Me Back" option. **Please Note:** Payroll deductions for the "Pay Me Back" option are limited to before-tax legal limits.



How the “Pay Me Back” Parking Option Works

If you don't want to have WageWorks coordinate paying for your parking, but you want the savings from using the Parking Account, you can use the “Pay Me Back” option. With this option, you pay for parking yourself and then file claims for reimbursement from your Parking Account.

Under the “Pay Me Back” option, you have 180 days following the end of the benefit month to file claims for reimbursement. After the claims filing deadline, the unclaimed balance will be applied toward future payroll deductions.

The month in which a claim is reimbursed under this option depends on the day of the month on which the claim is submitted. This determination is made following the same election period schedule as that which determines when payroll deductions are taken as outlined under “Schedule of Monthly Enrollment Dates” on page 174. For example, a claim filed from September 2 – October 1 would be reimbursed in October, while a claim filed from October 2 – November 1 would be reimbursed in November.

Cash Flow When You First Enroll

The Transportation Spending Accounts allow you the convenience of pre-electing your eligible monthly commuter pass/ticket/voucher and/or parking expenses for the coming month. As a result, your payroll deductions for a given month will be used to fund eligible commuting expenses for the following month. Because of this, you should be aware of certain short-term effects on your personal financial situation when you first enroll in the program.

For example, if you elect to participate for the month of June, you may need to pay out-of-pocket for May commuting expenses, in addition to having payroll deductions taken in May for your pre-elected June commuting expenses. For instance, if your monthly train ticket costs \$125 and you enroll by May 1, during the month of May you'll have payroll deductions of \$125 taken on a before-tax basis. These deductions will be used to pay for your June ticket. You'll need to purchase your May ticket separately. Please plan accordingly.

Unused Before-Tax Dollars

The Transportation Spending Accounts, under Section 132 of the Internal Revenue regulations, allow qualified transportation expenses to be excluded from an employee's gross income. Under these regulations, before-tax contributions are non-refundable to the employee under any circumstances, including termination of employment, retirement, or death. This can result in forfeitures in those circumstances.

To avoid forfeitures, under the “Pay Me Back” option, you have 180 days following the end of the benefit month to file claims for reimbursement. After the claims filing deadline, the unclaimed balance will be applied toward future payroll deductions.

Enrolling in the Transportation Accounts

You can enroll in the Transportation Spending Accounts at any time. You must enroll by the first of the month so that deductions can begin and be used to purchase a pass or parking for the following month. See “When Participation Begins” on page 174 for more information. Generally, you should wait to enroll for about 10 business days after your date of hire or other status change, such as a return from a leave of absence, to allow for necessary administrative processing.

- To enroll online, visit the Transportation Spending Accounts Web Center via My Rewards, or via the internet at www.wageworks.com.
- To enroll via phone, contact the Transportation Spending Accounts Call Center.



Once you enroll in the Transportation Spending Accounts, you will be responsible for updating your delivery mailing address changes through WageWorks, the Transportation Spending Accounts administrator. In addition, certain transit agencies (i.e., the Long Island Railroad and MetroNorth Railroad) require that you first set up an account with the agency before you can use this benefit. You must manage your ticket choices directly through these agencies, and your payroll elections through WageWorks, who will make the before-tax (and after-tax, if applicable) deduction from your pay and send your payment to the applicable transit agency (see "MetroNorth Railroad and Long Island Railroad (LIRR)" on page 173 for more information).

Please Note: By enrolling in the JPMorgan Chase Transportation Spending Accounts, you authorize JPMorgan Chase to reduce your base salary on a before-tax and after-tax basis to pay for eligible commuting and parking expenses incurred after the date of your enrollment. The contribution amount you elect is a monthly amount that will be divided based on 24 pay periods a year. Your election will automatically renew from month to month unless you make a change or elect a one-time contribution. In most instances, if the cost of your commuter pass/ticket increases, your payroll deductions will automatically increase to cover the cost.

MetroNorth Railroad and Long Island Railroad (LIRR)

If you live in the Metropolitan New York area and you commute to work using either MetroNorth Railroad or the Long Island Railroad, setting up your Transportation Spending Accounts is a two-step process:

1. You must first set up a Mail & Ride Account through the www.mta.info website. When you get to the home page, select either "MetroNorth Railroad" or "Long Island Railroad" and select "Travel" then "Mail and Ride." You should also indicate whether you want to pay by credit card or check (to be used for any costs above your before-tax payroll deductions).
2. Once you have set up your Mail & Ride account, you can then set up your before-tax election by logging onto the Transportation Spending Accounts Web Center (see access information under "Enrolling in the Transportation Account" on page 172). You can elect an amount up to the before-tax legal monthly limit or the full amount of your commuting cost. Your deductions will then be forwarded directly to the agency to pay for your ticket.

If your payroll deductions do not cover the full cost of your transit election, then the agency will either charge your credit card or request payment by check depending on the payment option you selected with the Metropolitan Transportation Authority (MTA).

Please remember if you need to change your ticket (such as a home address change, origination station or destination station change), you must contact either MetroNorth or the Long Island Railroad. If the change you make results in a change in fare, you can enter the new amount on the Transportation Spending Account Web Center or contact the Transportation Spending Accounts Call Center (see "Enrolling in the Transportation Account" on page 172 for contact information).

In the event you no longer commute using MetroNorth or LIRR, you must:

- Cancel your commuter pass directly with MetroNorth or the LIRR; and
- Contact WageWorks to discontinue your contributions.

This must be done by the first of the month before the month you wish the change to take effect.



When Participation Begins

If you choose to contribute, your contributions will begin to be deducted from your pay based on your election period as shown in the following chart:

Schedule of Monthly Enrollment Dates

Election Periods:	Payroll Deductions Taken:	For Expenses Incurred In:
January 2 - February 1	February	March
February 2 - March 1	March	April
March 2 - April 1	April	May
April 2 - May 1	May	June
May 2 - June 1	June	July
June 2 - July 1	July	August
July 2 - August 1	August	September
August 2 - September 1	September	October
September 2 - October 1	October	November
October 2 - November 1	November	December
November 2 - December 1	December	January
December 2 - January 1	January	February

Please Note: You must have a valid U.S. ZIP code for your home address on file with JPMorgan Chase to be able to participate in the Transportation Spending Accounts.

Eligible Expenses

The specific expenses listed below are currently considered by the Internal Revenue Service (IRS) to be eligible commuting expenses. **Please Note:** This list is subject to change at any time based upon IRS guidance.

Eligible Transit Account Expenses

- **Transit Passes.** Your cost for any pass, token, fare card, voucher, or similar item that entitles you to transportation on mass transit facilities to and from work.
- **Vanpooling.** Your cost for transportation provided to you between your home and work by a person in the business of transporting people for compensation, in a commuter vehicle that seats six or more adults (excluding the driver).

Eligible Parking Account Expenses

- Your cost of parking provided to you at or near your JPMorgan Chase work location; or
- Your cost of parking at or near a location from which you commute between your home and work by vanpooling, carpooling, or mass transit. (This does not include parking at or near your home, for example, in an apartment building's parking garage.)

In calculating the cost of your monthly expenses, you should take into account any discounts that you receive. If you fail to do so, you may be in receipt of taxable income.



Expenses *Not* Eligible

The following expenses do not qualify as eligible expenses under the Transportation Spending Accounts. This list may change at any time.

Ineligible Transit Account Expenses

- Car and/or vanpooling expenses with seating for fewer than six passengers (excluding the driver);
- Taxicab fares (including ride-sharing services, such as Uber and Lyft);
- Valet;
- Highway, bridge, or tunnel tolls;
- Non-work-related transportation;
- Reimbursed expenses incurred for business travel, such as traveling from the office to a business or client meeting, or traveling from one job to another;
- Transit expenses incurred by other household members; and
- Parking expenses. (These are covered under the Parking Account.)

Ineligible Parking Account Expenses

- Non-work-related parking;
- Parking paid for by JPMorgan Chase;
- Parking costs incurred at a temporary work location (one year or less);
- Parking at or near an employee's residence;
- Parking expenses incurred by other household members;
- Gasoline or mileage expenses;
- Valet; and
- Transit expenses. (These are covered under the Transit Account.)

Managing Your Accounts and Receiving Reimbursements

This section explains how you can track the status of your accounts and cover your eligible expenses.

The ways expenses are covered varies between the different accounts.

Ask Your Claims Administrator

You can also contact your claims administrator if you have a question about the spending accounts (see contact information in the **Contacts** section).

Tracking Your Spending Accounts

Health Care Spending Account

You can check your Health Care Spending Account Balance (even if you are not enrolled in the Medical Plan) on **My Health**.



Dependent Care Spending Account

You can check your Dependent Care Spending Account balance on **My Health**.

Transportation Spending Accounts

Information about your Transportation Spending Accounts is available online from the Transportation Spending Accounts Web Center via My Rewards.

Receiving Health Care Spending Account Reimbursements

The claim processing method for your Health Care Spending Account differs by the type of expense and your Medical Reimbursement Account payment method under the Medical Plan, as described in the following sections. When submitting a claim for eligible expenses for a covered dependent, please include the dependent's name.

Please be mindful of the claim filing deadline: you have until March 31 of the year following the plan year (January 1 – December 31) to submit claims for the Health Care Spending Account incurred during the plan year. If you are submitting your claim by mail, the postmark date must be no later than March 31.

Medical Expenses: If You Are Enrolled in the JPMorgan Chase Medical Plan

If you are enrolled in the JPMorgan Chase Medical Plan, the funds in your Medical Reimbursement Account (MRA) will be used to pay for eligible out-of-pocket medical and prescription drug expenses *before* your Health Care Spending Account funds are used. The claim processing method that applies to your MRA (i.e. Automatic Claim Payment or Debit Card) will apply to your Health Care Spending Account for Medical Plan expenses.

Using Automatic Claim Payment for Medical Plan Expenses

If you elected or were assigned Automatic Claim Payment for your MRA, that method will also apply to your Health Care Spending Account. With Automatic Claim Payment, you do not have to submit a paper claim form to be reimbursed from your Health Care Spending Account for medical expenses.

- **In-network providers** will generally submit your Medical Plan claim electronically to your health care company; you will not be asked to pay at the point of service. Your health care company will pay your provider for the Plan's share of the expense and will make payment to your provider for your share of the expense first from your MRA and then from your Health Care Spending Account. If your MRA and Health Care Spending Account have been depleted, your provider will bill you for the remaining balance.
- **In the case of an out-of-network provider**, you should ask if they will submit the claim for you. If they agree to do so, your claim will be processed as described above for an in-network provider. If you are required to pay in full at the point of service, you would need to file a Medical Claim Form to be reimbursed for the Medical Plan's share of the expense.

Medical claims can be filed online with your health care company, at www.mycigna.com or www.myuhc.com, as appropriate. You can also file paper claims, if you prefer. (See "Paper Reimbursement Claims" on page 179.) For any claims, you can sign up for direct deposit with your health care company, so that any reimbursements are deposited directly into your account, instead of having a check mailed to you.

In addition to processing the claim to determine the amount the Medical Plan should have paid, your health care company will determine what amount can be reimbursed to you from your MRA and/or Health Care Spending Account. Your health care company will make payment first from your MRA and then from your Health Care Spending Account.



- **When you fill a prescription** at a network pharmacy or use Maintenance Choice® (including mail order), your claim will be submitted to CVS Caremark. After CVS Caremark pays its share of the cost, your health care company will pay your share of the expense first from your MRA and then from your Health Care Spending Account. If your MRA and Health Care Spending Account do not have enough money to cover your share of the cost, you will need to pay the amount you owe out-of-pocket.

If you purchase your prescription drugs through a non-network pharmacy or do not show your CVS Caremark ID card at network pharmacy, you will have to pay for the prescription drug and then file a CVS Caremark Claim Form to be reimbursed for the amount owed by the Plan. After you receive your Explanation of Benefits you can submit the MRA and/or HCSA Claim Form to request reimbursement for your share of the expense from your MRA and/or Health Care Spending Account. (See “Paper Reimbursement Claims” on page 179).

Using the Debit Card for Medical Plan Expenses

If you elected the Debit Card for your MRA, that method will also apply to your Health Care Spending Account. When you receive a service you have a choice whether to pay the expense out-of-pocket or with your debit card. When using the debit card to pay for eligible expenses incurred by a covered dependent, be sure to include the dependent’s name.

- **In-network providers** will submit a claim to your health care company, which will pay your provider for the Medical Plan’s share of the expense. Your doctor will bill you for your share. You can then decide whether to use your debit card to pay your bill or pay out-of-pocket.

If you use your debit card to pay your share of the expense, you would give your provider your debit card number and the card would use funds first from your MRA and then from your Health Care Spending Account to pay the provider. You should keep your receipt in case you are asked to substantiate your expense; see “Debit Card General Information” on page 179.

If you pay out-of-pocket, you may request reimbursement from your MRA and Health Care Spending Account by submitting the MRA and/or HCSA Claim Form (see “Paper Reimbursement Claims” on page 179).

- **When you visit an out-of-network provider**, you should show the provider your Medical Plan ID card and ask if they will submit the claim for you. If they agree to do so, your claim will be processed as described above for in-network providers (your health care company will pay your provider for the Medical Plan’s share of the expense and your doctor will bill you for your share). You can then decide whether to use your debit card to pay your bill or pay out-of-pocket. If you wish to use your debit card and if the provider will accept your debit card as payment, your claim will be processed in the same way as with an in-network provider – the card would use funds first from your MRA and then from your Health Care Spending Account to pay the provider. You should keep your receipts in case you are asked to substantiate your expense; see “Debit Card General Information” on page 179.

If an out-of-network provider will not accept your debit card, you will need to pay the full expense out-of-pocket and file a Medical Claim Form to be reimbursed for the Medical Plan’s share of the expense. You can then request reimbursement from your MRA and Health Care Spending Account for your share of the expense by submitting the MRA and/or HCSA Claim Form (see “Paper Reimbursement Claims” on page 179).

Medical claims can be filed online with your health care company, at www.mycigna.com or www.myuhc.com, as appropriate. You can also file paper claims, if you prefer. (See “Paper Reimbursement Claims” on page 179.) For any claims, you can sign up for direct deposit with your health care company, so that any reimbursements are deposited directly into your account, instead of having a check mailed to you.



- **When you fill a prescription** at a network retail pharmacy or use Maintenance Choice® (including mail order), your claim will be submitted to CVS Caremark. After CVS Caremark pays its share of the cost, you can decide whether to use your debit card to pay your share of the cost or pay out-of-pocket at the pharmacy. If you use your debit card, the card will use funds first from your MRA and then from your Health Care Spending Account. If you pay out-of-pocket, you can submit the MRA and/or HCSA Claim Form to request reimbursement for your share of the expense from your MRA and Health Care Spending Account (see “Paper Reimbursement Claims” on page 179). You should keep your receipt in case you are asked to substantiate your expense; see “Debit Card General Information” on page 179.

If you purchase your prescription drugs through a non-network pharmacy or do not show your CVS Caremark ID card at a network pharmacy, you will have to pay for the prescription drug and then file a CVS Caremark Claim Form to be reimbursed. After you receive your EOB you can submit the MRA and/or HCSA Claim Form to request reimbursement for your share of the expense from your MRA and Health Care Spending Account. (See “Paper Reimbursement Claims” on page 179).

Medical Expenses: If You Do Not Participate in the JPMorgan Chase Medical Plan

You will automatically receive a debit card for your Health Care Spending Account if you do not participate in the JPMorgan Chase Medical Plan. This card maintains your Health Care Spending Account balance and can be used to pay for eligible expenses at the point of purchase. By using the card, you minimize the need to file claims and wait for reimbursement.

At the point of service, you may use your debit card to pay the provider directly, or you may pay out-of-pocket and then submit the Health Care Spending Account Claim Form to request reimbursement from your Health Care Spending Account (see “Paper Reimbursement Claims” on page 179). You should keep your receipt in case you are asked to substantiate your expense; see “Debit Card General Information” on page 179.

Dental and/or Vision Expenses

If You Have Automatic Claim Payment (from the JPMorgan Chase Medical Plan)

The Automatic Claim Payment method that is available to JPMorgan Chase Medical Plan participants cannot be used with dental/vision expenses. If you elected or were assigned Automatic Claim Payment, you will need to pay your provider out-of-pocket for dental/vision expenses that are not covered by any dental/vision plan you have elected. You can then submit the MRA and/or HCSA Claim Form to request reimbursement from your Health Care Spending Account. See “Paper Reimbursement Claims” on page 179 for more information.

Claims can be filed online with your health care company, at www.mycigna.com or www.myuhc.com, as appropriate. You can also file paper claims, if you prefer. (See “Paper Reimbursement Claims” on page 179.) For any claims, you can sign up for direct deposit with your health care company, so that any reimbursements are deposited directly into your account, instead of having a check mailed to you.

If You Have the Debit Card

You can use your debit card to pay at the point of service for a dental/vision expense or you can pay out-of-pocket. If you pay out-of-pocket, you can then submit the MRA and/or HCSA Claim Form (if you are enrolled in the Medical Plan) or the Health Care Spending Account Claim Form (if you are not enrolled in the Medical Plan) to receive reimbursement from your Health Care Spending Account. You should keep your receipt in case you are asked to substantiate your expense; see “Debit Card General Information” on page 179.

Claims can be filed online with your health care company, at www.mycigna.com or www.myuhc.com, as appropriate. You can also file paper claims, if you prefer. (See “Paper Reimbursement Claims” on page 179.) For any claims, you can sign up for direct deposit with your health care company, so that any reimbursements are deposited directly into your account, instead of having a check mailed to you.



Debit Card General Information

Debit card transactions will be processed at valid vendors only. Some examples of valid vendors are doctors' offices, pharmacies, hospitals and laboratories.

Please Note: Not all providers accept the debit card as a form of payment. In those instances, you will need to pay out-of-pocket and then submit MRA and/or HCSA Claim Form (if you are enrolled in the Medical Plan) or the Health Care Spending Account Claim Form (if you are not enrolled in the Medical Plan) to request reimbursement (see "Paper Reimbursement Claims" on page 179).

When the vendor processes your transaction, the funds will be transferred from your Health Care Spending Account directly to the vendor. Although the card functions like a debit card, you should always choose the "credit card" option if asked what type of card it is.

The IRS requires proof of qualified purchases made with a spending account card. Your debit card transactions will be automatically substantiated when the card is used at businesses that utilize IRS "Inventory Information Approval System (IIAS) swipe technology" to identify and substantiate eligible health care expenses as per Section 213(d) of the Internal Revenue Code. The IIAS technology allows you to use your debit card to pay for eligible expenses without having to provide additional documentation, as transactions are verified at the point of sale. In addition, IIAS compatibility allows you to use your debit card to pay for both ineligible expenses and eligible health care expenses in the same transaction (eligible health care expenses are approved for payment via the debit card and remaining ineligible expenses may be paid using another form of payment). When you use your card at participating retailers, eligible health care expenses will be identified and noted on your receipt. You will generally not have to submit receipts for reimbursement if your purchases are made at a participating retailer. You can see a full list of participating IIAS-compliant retailers at: <http://www.sig-is.org>.

If you go to a retailer that is not IIAS-compliant you can still purchase eligible health care expenses with your debit card. You should save your receipts, as you will be asked to substantiate the expense.

Even if you use your debit card at a vendor that utilizes IIAS, it is still recommended that you keep your itemized receipts as part of your tax records. If you are required to provide proof of a qualified purchase, you will receive a request for substantiation. Failure to provide the required substantiation will result in the temporary deactivation of your Health Care Spending Account debit card, and you will be required to repay the amount of the unsubstantiated/ineligible expense before the card is reactivated.

Federal tax law requires that unsubstantiated claims be offset against subsequent substantiated claims. If you remain indebted after these steps, JPMorgan Chase will be required to treat the overpayment as it would any other indebtedness owed to the Company. Your case will be referred to an internal JPMorgan Chase Fraud Recovery unit that will follow their procedures to bring your case to closure.

Receiving Dependent Care Spending Account Reimbursements

When you incur an eligible expense under the Dependent Care Spending Account, you must pay out-of-pocket for the expense and file the Dependent Care Spending Account (DCSA) Claim Form to receive reimbursement from your Dependent Care Spending Account. See "Paper Reimbursement Claims" on page 179 for more information.

Please be mindful of the claim filing deadline: you have until March 31 of the year following the plan year to submit eligible claims for the Dependent Care Spending Account incurred during the plan year (January 1 – December 31). If you are submitting your claim by mail, the postmark date must be no later than March 31.

Paper Reimbursement Claims

You can download and print the claim forms needed to request reimbursement from your Health Care and Dependent Spending Accounts via **My Health** or on your carrier's website (Cigna or UnitedHealthcare).



Please Note: The Dependent Care Spending Account requires that your receipt include the care provider’s name, address and taxpayer identification number (or Social Security number). Without this information, the care usually won’t qualify as an eligible Dependent Care Spending Account expense.

Send your completed claim form and supporting receipts to the appropriate address or fax number:

Claim Form	Address
Cigna	Cigna P.O. Box 182223 Chattanooga, TN 37422-7223 Fax: (859) 410-2432 Toll-Free Fax: (877) 823-8953
UnitedHealthcare	Health Care Account Service Center P.O. Box 981506 El Paso, TX 79998-1506 Fax: (915) 231-1709 Toll-Free Fax: (866) 262-6354

You must submit claims incurred during the plan year (January 1 – December 31) by the claim filing deadline, March 31 of the year following the plan year. If you are submitting your claim by mail, the postmark date must be no later than March 31.

Transportation Spending Accounts Reimbursements

In most cases, you do not need to file a claim to be reimbursed for transit expenses. Your payroll deductions under the Transportation Spending Accounts are deducted from your account each pay period and used to pay for your eligible monthly commuter pass/ticket and/or parking expenses. You order your commuter passes/tickets and/or authorize payment directly to your parking facility at the time of your enrollment. Generally, there is no reimbursement feature under the Transit Account.

Filing a Claim for Parking Expense Reimbursement (“Pay Me Back” Option)

If your eligible monthly parking expenses are unpredictable, you may be eligible to receive reimbursement for your before-tax expenses by enrolling in the “Pay Me Back” option. With this option, you will need to pre-elect the estimated amount of your expenses for the upcoming month, pay for your expenses, and then submit a claim for reimbursement.

You have 180 days following the end of any particular benefit month you participated in the program to file claims for reimbursement from your “Pay Me Back” account; otherwise, it will be applied as a credit toward future payroll deductions.

There are two ways you can submit a claim for reimbursement for eligible Parking Account expenses:

- Print out and complete a claim form from the Transportation Spending Accounts Web Center via My Rewards. Then fax the form with any parking receipts to the Transportation Spending Accounts Call Center at (877) 353-9236, or mail the form to the address printed on the form. You can also have a claim form faxed or mailed to you by contacting the Transportation Spending Accounts Call Center at (877) 924-3967.
- If your parking provider does not provide receipts (for example, a parking meter) you can submit the claim online without any receipts. Visit the Transportation Spending Accounts Web Center via My Rewards, click on the “Pay Me Back” account link and then click “File Online Claim” for the month you want to submit your claim.

You can check the claim filing deadline for each month by visiting the Transportation Spending Accounts Web Center via My Rewards and clicking the “Account Activity” page for your account. If you have a balance remaining after the claim filing deadline, it will be applied towards future payroll deductions.

Please Note: Payroll deductions for the “Pay Me Back” option are limited to the before-tax legal limits. Reimbursements for “Pay Me Back” are made through direct deposit or check on a monthly basis.



Reimbursement Processing

Health Care and Dependent Care paper claims are processed on a timely basis and are paid either through direct deposit or check. Reimbursements for the “Pay Me Back” option for the Transit Account and Parking Account are made through direct deposit or check on a monthly basis by WageWorks.

Uncashed Reimbursement Checks

Any amounts for which paper checks were issued and not cashed under the Health Care and/or Dependent Care Spending Accounts, or under the “Pay Me Back” option under the Transportation Spending Account Parking Account, will be treated as forfeited and will become the property of JPMorgan Chase no later than 24 months following the year in which the check was originally issued.

Appealing a Claim

If a claim under any of the Spending Accounts is denied, either in whole or in part, you can appeal the denial by following the appropriate procedures described in the *Plan Administration* section.

Defined Terms

As you read this summary of the JPMorgan Chase Spending Accounts, you’ll come across some important terms related to the accounts. To help you better understand the accounts, many of those important terms are defined here.

After-Tax Contributions

After-tax contributions are contributions that are taken from your pay after federal, state and local income taxes are withheld.

Before-Tax Contributions

Before-tax contributions are contributions that are taken from your pay before federal (and, in most cases, state and local) taxes are withheld. Before-tax dollars are also generally taken from your pay before Social Security taxes are withheld. This lowers your taxable income and your income tax liability. Your Medical, Dental, Vision and Spending Accounts Plans payroll contributions are generally taken on a before-tax basis.

Claims Administrator

The claims administrator is the company that provides certain claims administration services for the Spending Accounts.

JPMorgan Chase is not involved in deciding appeals for any benefit claim denied under the Spending Accounts. All fiduciary responsibility and decisions regarding a claim for a denied benefit under the Plan rest solely with the claims administrator. **Please Note:** Claims and appeals relating to eligibility to participate in the Health Care Spending Account are decided by the plan administrator. Consult the *Plan Administration* section for details.

COBRA

The Consolidated Omnibus Budget Reconciliation Act of 1985 (COBRA) is a federal law that allows you and/or your covered dependents to continue Medical Plan coverage on an after-tax basis (under certain circumstances) when coverage would otherwise end. The *Health Care Participation* section provides details on COBRA coverage.

Publications 502, 503 and 15B

Publications 502, 503 and 15B are Internal Revenue Service (IRS) publications that can be used as a guide to determine eligible and ineligible expenses under the Health Care Spending Account, Dependent Care Spending Account and Transportation Spending Accounts. You can request a copy by calling the Internal Revenue Service (IRS) at (800) 829-FORM ((800) 829-3676), or you can view these publications by logging on to www.irs.gov.



Qualified Status Change

The JPMorgan Chase benefits you elect during each Annual Benefits Enrollment will generally stay in effect throughout the plan year, unless you elect otherwise, because of a Qualified Status Change (QSC). If you have a QSC, you have 31 days from the qualifying event to make benefits changes; 90 days from the qualifying event if the event is the birth or adoption of a child. The benefits you elect will be effective the date of the event if you make the elections timely.

Any changes you make during the year to your Health Care and Dependent Care Spending Accounts must be consistent with your QSC. Please see "Qualified Status Change" on page 151 for more information.

For the Transportation Spending Accounts, you are not limited on when you can begin, end, or change your contributions, so QSCs do not apply for those accounts.

Please Note: Regardless of whether you experience a qualified change in status, you cannot change your health care company during the year.



Your JPMC Benefits Guide

Effective 1/1/19

JPMorgan Chase is committed to providing a comprehensive set of benefits choices to meet different employee needs and lifestyles. In return, we ask our employees to take an active role in designing a personal strategy to help meet their short-term and long-term health care and insurance and retirement savings objectives.

This Guide provides a detailed summary of the Health Care and Insurance Plans for Active Employees of the JPMorgan Chase U.S. Benefits Program. To access the Retirement Savings Plans, you must be on the website at www.jpmbenefitsguide.com and click on the "Retirement Savings" item in the black horizontal menu bar at the top of the web page. For the plans that are subject to the provisions of the Employee Retirement Income Security Act of 1974 (ERISA), this Guide serves as the summary plan description for those plans. For most of these plans, this Guide is also the plan document.

Print and Web Versions

This Guide is available as a website, at www.jpmbenefitsguide.com.

The website includes links to PDF versions of each section, through the "Print a Section" page, in case you want to download a section to read it offline.

How This Guide Is Organized

Most of the sections of this Guide describe the details of each benefit plan. Those sections include:

- *Health Care Benefits*, which includes the Medical, Dental, and Vision Plans;
- *Spending Accounts*;
- *Life and Accident Insurance*;
- *Disability Coverage*, which includes the Short-Term and Long-Term Disability Plans;
- *Other Benefits*, which includes the *Health & Wellness Centers Plan*, the *Group Legal Services Plan*, the *Group Personnel Excess Liability Plan*, the *Back-Up Child Care Plan*, the *Expatriate Medical and Dental Plans* and the *Hawaii Medical Plan*.



Other sections of the Guide cover information that applies to all or most of the benefit plans. These sections are separated from the specific plan details to minimize repetition and to keep related information together. These sections include:

- *What Happens If ...*, which describes how different life events and situations can affect your benefits or provide you with opportunities to adjust your benefits coverage;
- *Plan Administration*, which provides administrative details such as plan numbers and statements of your rights, including your right to appeal, which is required by law; and
- *Contacts*, with a full list of contact details for all of the plans.

The section *About This Guide* provides additional legal information, including information about the role this Guide serves as summary plan descriptions (“SPDs”) of the benefit plans.

Retirement Savings

The 401(k) Savings Plan and the Retirement (Pension) Plan summary plan descriptions are available at www.jpmbenefitsguide.com, as PDFs. The SPDs for those plans are complete in the PDFs, and do not rely on the any of the other sections of this Guide.

Questions?

If you still have questions after reviewing this Guide, there are a number of resources that can provide answers. As a first stop, consult the *Contacts* section.

The JPMorgan Chase U.S. Benefits Program is available to most employees on a U.S. payroll who are regularly scheduled to work 20 hours or more a week and who are employed by JPMorgan Chase & Co. or one of its subsidiaries to the extent that such subsidiary has adopted the JPMorgan Chase U.S. Benefits Program. This information does not include all of the details contained in the applicable insurance contracts, plan documents and trust agreements. If there is any discrepancy between this information and the governing documents, the governing documents will control. JPMorgan Chase & Co. expressly reserves the right to amend, modify, reduce, change or terminate its benefits plans at any time. The JPMorgan Chase U.S. Benefits Program does not create a contract or guarantee of employment between JPMorgan Chase and any individual. JPMorgan Chase or you may terminate the employment relationship at any time.



Table of Contents

Page

Your JPMC Benefits Guide.....1

About This Guide4

What Happens If7

Health Care Benefits28

Health Care Participation..... 29

The Medical Plan..... 49

The Dental Plan..... 112

The Vision Plan 132

The Spending Accounts143

Disability Coverage183

The Short-Term Disability Plan 184

The Long-Term Disability Plan..... 204

Life and Accident Insurance232

Other Benefits.....263

The Health & Wellness Centers Plan 264

The Group Legal Services Plan..... 270

The Group Personal Excess Liability Insurance Plan 285

Back-Up Child Care 300

Expatriate Medical and Dental Plans 308

Plan Administration364

Contacts392



About This Guide

Effective 1/1/19

This Guide serves as the summary plan description (SPD) for the following plans of the JPMorgan Chase U.S. Benefits Program, effective as of January 1, 2019:

- *The JPMorgan Chase Medical Plan*
- *The JPMorgan Chase Dental Plan*
- *The JPMorgan Chase Vision Plan*
- *The JPMorgan Chase Spending Accounts*
- *The JPMorgan Chase Basic Life Insurance Plan*
- *The JPMorgan Chase Supplemental Term Life Insurance Plan*
- *The JPMorgan Chase Accidental Death and Dismemberment (AD&D) Insurance Plan*
- *The JPMorgan Chase Business Travel Accident Insurance Plan*
- *The JPMorgan Chase Short-Term Disability Plan*
- *The JPMorgan Chase Long-Term Disability Plan*
- *The JPMorgan Chase Health and Wellness Centers Plan*
- *The JPMorgan Chase Group Legal Services Plan*
- *The JPMorgan Chase Group Personal Excess Liability Insurance Plan*
- *The JPMorgan Chase Back-Up Child Care Plan*
- *The JPMorgan Chase Expatriate Medical and Dental Plans*
- *The JPMorgan Chase Retirement Plan (this document does not include information related to the JPMorgan Chase Retirement Plan; see the PDF available at www.jpmbenefitsguide.com for the entire SPD for the JPMorgan Chase Retirement Plan)*
- *The JPMorgan Chase 401(k) Savings Plan (this document does not include information related to the JPMorgan Chase 401(k) Savings Plan; see the PDF available at www.jpmbenefitsguide.com for the entire SPD for the JPMorgan Chase 401(k) Savings Plan)*

About This Summary

This section summarizes certain information for the health care and insurance plans. Please retain this section for your records. Other sections may be needed in addition to this section to provide a complete summary plan description (SPD) and/or plan document for a plan, including the sections that describe the benefits the plan provides.

These summaries/SPDs/plan documents do not include all of the details contained in the applicable insurance contracts, if any. For plans with applicable insurance contracts, if there is a discrepancy between the insurance contract and the summary/SPD/plan document, the insurance contract will control.



An SPD is a legally required document that provides a comprehensive description of benefit plans and their provisions. The plans include:

- *Plan Administration*
- *What Happens If...*
- *Health Care Participation*

Additional Plan Information

Your primary contact for matters relating to plan benefits is each plan's claims administrator or service provider. Contact the accessHR Contact Center for information about general administration issues such as enrollment and eligibility for the plans.

Your benefits as a participant in the plans are provided under the terms of this document and insurance contracts, if any, issued to JPMorgan Chase. If there is a discrepancy between the insurance contracts and this document, the insurance contracts will control.

Please Note: No person or group (other than the plan administrator for the JPMorgan Chase U.S. Benefits Program) has any authority to interpret the plans (or official plan documents) or to make any promises to you about them. The plan administrator for the JPMorgan Chase U.S. Benefits Program has complete authority in his or her absolute discretion to construe and interpret the terms of the plans and any underlying insurance policies and/or contracts, including the eligibility to participate in the plans, and to make factual determinations.

All decisions of the plan administrator for the JPMorgan Chase U.S. Benefits Program are final and binding upon all affected parties. The plan administrators delegate their discretion to interpret the plans to the claims administrators, and to decide claims and appeals, including making factual determinations, to:

- The claims administrators; and
- The Health and Income Protection Plans Appeals Committee.

No Assignment of Benefits

The plans are used exclusively to provide benefits to you and, in some cases, your survivors. Neither you nor JPMorgan Chase can assign, transfer, or attach your benefits, or use them as collateral for a loan. You may not assign your right to file actions under ERISA regarding the plans, or use power of attorney or similar arrangements for that purpose.

Please Note: You may assign certain employee life insurance benefits and may assign to a health care service provider the right to payment. Please contact the accessHR Contact Center for more information.

Right to Amend

JPMorgan Chase & Co. expressly reserves the right to amend, modify (including cost of coverage), reduce or curtail benefits under, or terminate the benefit plans and programs at any time for any reason, by act of the Benefits Executive, other authorized officers, or the Board of Directors. In addition, the plans and benefits described in this Guide do not represent vested benefits.

JPMorgan Chase also reserves the right to amend any of the plans and policies, to change the method of providing benefits, to curtail or reduce future benefits, or to terminate at any time for any reason, any or all of the plans and policies described in this Guide.

If you have any questions about this plan, please contact the accessHR Contact Center.

Not a Contract of Employment

Neither this Guide nor the benefits described in this Guide create a contract or a guarantee of employment between JPMorgan Chase and any employee. JPMorgan Chase or you may terminate the employment relationship at any time.



The JPMorgan Chase U.S. Benefits Program is available to most employees on a U.S. payroll who are regularly scheduled to work 20 hours or more a week and who are employed by JPMorgan Chase & Co. or one of its subsidiaries to the extent that such subsidiary has adopted the JPMorgan Chase U.S. Benefits Program. This information does not include all of the details contained in the applicable insurance contracts, plan documents, and trust agreements. If there is any discrepancy between this information and the governing documents, the governing documents will control. JPMorgan Chase & Co. expressly reserves the right to amend, modify, reduce, change, or terminate its benefits and plans at any time. The JPMorgan Chase U.S. Benefits Program does not create a contract or guarantee of employment between JPMorgan Chase and any individual. JPMorgan Chase or you may terminate the employment relationship at any time.



What Happens If ...

Effective 1/1/19

*This section describes the impact of certain life changes and events on your JPMorgan Chase Health Care and Insurance Plans for Active Employees benefits. Generally, you make elections once a year during Annual Benefits Enrollment, unless you have a Qualified Status Change (QSC) or other event, such as a change in work status. QSC's are generally legally defined situations. See the following information for types of changes and implications to your benefits. For more information, see the Benefits Status Change Guide on **My Health** > My Resources.*

New Dependents Must Be Verified

Please Note: If a QSC results in the ability to add a dependent to your coverage, that dependent is subject to the dependent verification process from JPMorgan Chase or the plans' administrators, to confirm the dependent is eligible.

The JPMorgan Chase U.S. Benefits Program is available to most employees on a U.S. payroll who are regularly scheduled to work 20 hours or more a week and who are employed by JPMorgan Chase & Co. or one of its subsidiaries to the extent that such subsidiary has adopted the JPMorgan Chase U.S. Benefits Program. This information does not include all of the details contained in the applicable insurance contracts, plan documents, and trust agreements. If there is any discrepancy between this information and the governing documents, the governing documents will control. JPMorgan Chase & Co. expressly reserves the right to amend, modify, reduce, change, or terminate its benefits and plans at any time. The JPMorgan Chase U.S. Benefits Program does not create a contract or guarantee of employment between JPMorgan Chase and any individual. JPMorgan Chase or you may terminate the employment relationship at any time.



Table of Contents

Page

Qualified Status Changes (QSCs).....9

You Get Married.....12

You Have or Adopt a Child or Become a Legal Guardian13

A Covered Dependent Becomes Ineligible13

You and/or Your Dependents Lose Other Coverage13

You and/or Your Dependents Gain Other Coverage.....14

You Move14

You Divorce, Separate or Terminate a Domestic Partner Relationship14

You Pass Away.....15

Other Events or Changes16

Change in Scheduled Work Hours..... 16

You Go on Short-Term Disability Leave..... 17

You Go on Long-Term Disability..... 18

You Are on LTD and Become Eligible for Medicare..... 19

You Become Eligible for Medicare..... 19

You Go on a Military Leave..... 19

Paid Military Leave 19

Unpaid Military Leave 20

You Go on a Parental Leave 20

You Go on Approved Family and Medical Leave 20

You Go on Unpaid Leave 21


You Return from a Leave of Absence..... 21

You Leave JPMorgan Chase 22

Your Expatriate Assignment Ends..... 25

You Retire from JPMorgan Chase 25

You Work Past Age 65..... 27



Qualified Status Changes (QSCs)

There are many changes in your situation that meet the requirements to be Qualified Status Changes (QSCs). While many of your benefits cannot be changed during the year, if you have a QSC, some benefit changes are allowed.

The following tables summarize the changes that you can make for each event. They are separated into:

- Health Benefits;
- Spending Accounts;
- Life Insurance Benefits; and
- Accident Insurance Benefits.

If You Have an Event ...

If you have a QSC, or if you are unclear whether your situation is a QSC, call the accessHR Contact Center to get answers on what you can do in your situation.

31-Day Deadline

If you have a QSC, you have 31 days from the qualifying event to make benefits changes; 90 days from the qualifying event if the event is the birth or adoption of a child. The benefits you elect will be effective the date of the event if you make the elections timely. **(Please Note:** You will have 90 days from the QSC date to add any newly eligible dependents to Medical Plan coverage should that dependent pass away within this 90-day period.). Any changes you make during the year must be consistent with the status change. Be sure to take action promptly, so that you don't miss the deadline to make any benefit changes!

QSCs for Health Benefits — Medical, Dental, Vision

QSC	Employee	Spouse/Domestic Partner	Dependent Child or Domestic Partner Child
Marriage	Add	Add	Add
Domestic Partner Commitment	Add	Add	Add
Divorce, Legal Separation, or Termination of DP Commitment	N/A	Drop	Drop
Death of Spouse/DP	N/A	Drop	Drop
Birth/Adoption/Legal Guardianship	Add	Add	Add
Child Gains Eligibility	Add	Add	Add
DP's Child Becomes Eligible	Add	Add	Add
Child Gains Eligibility due to QMCSO	Add	N/A	Add
Child/DP Child no Longer Eligible	N/A	N/A	Drop
Death of Child/DP Child	N/A	N/A	Drop



QSC	Employee	Spouse/Domestic Partner	Dependent Child or Domestic Partner Child
You or Covered Dependent Gains Other Coverage	Drop/reduce # of dependents	Drop/reduce # of dependents	Drop/reduce # of dependents
You or Covered Dependent Loses Other Coverage	Add	Add	Add
Change in Dependent Care Provider or Fees	N/A	N/A	N/A
Move out of Provider Service Area	Change option	change option	change option

QSCs for Spending Accounts*

QSC	Health Care Spending Account	Dependent Care Spending Account
Marriage	Begin, increase	Begin, increase, decrease, or stop
Domestic Partner Commitment	Begin, increase	Begin, increase, decrease, or stop
Divorce, Legal Separation, or Termination of DP commitment	Decrease, stop	Begin, increase, decrease, or stop
Death of Spouse/DP	Decrease, stop	Begin, increase, decrease, or stop
Birth/Adoption/Legal Guardianship	Begin, increase	Begin, increase
Child Gains Eligibility	Begin, increase	Begin, increase
DP's Child Becomes Eligible	Begin, increase	Begin, increase
Child Gains Eligibility due to QMCSO	Begin, increase	N/A
Child/DP Child no Longer Eligible	Decrease, stop	Decrease, stop
Death of Child/DP Child	Decrease, stop	Decrease, stop
You or Covered Dependent Gains Other Coverage	N/A	Decrease, stop
You or Covered Dependent Loses Other Coverage	Begin, increase	Begin, increase
Change in Dependent Care Provider or Fees	N/A	Begin, increase, decrease, or stop
Move out of Provider Service Area	N/A	N/A

*You can change your Transportation Spending Accounts elections at any time.



QSCs for Supplemental Term Life Insurance Benefits

QSC	Employee	Adult Dependent	Dependent Child/Domestic Partner Child
Marriage	Begin, increase, decrease, or stop	Begin, increase	Begin, increase, decrease, or stop
Domestic Partner Commitment	Begin, increase, decrease, or stop	Begin	Begin, increase, decrease, or stop
Divorce, Legal Separation, or Termination of DP Commitment	Begin, increase, decrease, or stop	Drop	Begin, increase, decrease, or stop
Death of Spouse/DP	Begin, increase, decrease, or stop	Drop	Begin, increase, decrease, or stop
Birth/Adoption/Legal Guardianship	Begin, increase	Begin, increase	Begin, increase
Child Gains Eligibility	Begin, increase	Begin, increase	Begin, increase
DP's Child Becomes Eligible	Begin, increase	Begin, increase	Begin, increase
Child Gains Eligibility due to QMCSO	Begin, increase	N/A	Begin, increase
Child/DP Child no Longer Eligible	Decrease, stop	Decrease, stop	Decrease, stop
Death of Child/DP Child	Decrease, stop	Decrease, stop	Decrease, stop
You or Covered Dependent Gains Other Coverage	Decrease, stop	Decrease, stop	Decrease, stop
You or Covered Dependent Loses Other Coverage	Begin, increase	Begin, increase	Begin, increase
Change in Dependent Care Provider or Fees	N/A	N/A	N/A
Move out of Provider Service Area	N/A	N/A	N/A



QSCs for Accidental Death and Dismemberment (AD&D) Benefits

QSC	Employee	Adult	Child
Marriage	Begin, increase, decrease, or stop	Begin, increase	Begin, increase, decrease, or stop
Domestic Partner Commitment	Begin, increase, decrease, or stop	Begin	Begin, increase, decrease, or stop
Divorce, Legal Separation, or Termination of DP Commitment	Begin, increase, decrease, or stop	Drop	Begin, increase, decrease, or stop
Death of Spouse/DP	Begin, increase, decrease, or stop	Drop	Begin, increase, decrease, or stop
Birth/Adoption/Legal Guardianship	Begin, increase	Begin, increase	Begin, increase
Child Gains Eligibility	Begin, increase	Begin, increase	Begin, increase
DP's Child Becomes Eligible	Begin, increase	Begin, increase	Begin, increase
Child Gains Eligibility due to QMCSO	Begin, increase	N/A	Begin, increase
Child/DP Child no Longer Eligible	Decrease, stop	Decrease, stop	Decrease, stop
Death of Child/DP Child	Decrease, stop	Decrease, stop	Decrease, stop
You or Covered Dependent Gains Other Coverage	Decrease, stop	Decrease, stop	Decrease, stop
You or Covered Dependent Loses Other Coverage	Begin, increase	Begin, increase	Begin, increase
Change in Dependent Care Provider or Fees	N/A	N/A	N/A
Move out of Provider Service Area	N/A	N/A	N/A

You Get Married

Getting married is a Qualified Status Change (QSC) that gives you the opportunity to adjust your coverage in ways consistent with your change in status. For example, you could enroll yourself and/or your new spouse for coverage.

Any changes based on a QSC must be submitted within 31 days of the change in status. For more information, see the subsections titled "Changing Your Coverage Midyear" in the plan descriptions

If you are using the change to add a new dependent, you will be required to provide documentation of the new dependent's eligibility for coverage.



You Have or Adopt a Child or Become a Legal Guardian

Having or adopting a child or becoming a legal guardian of a child is a Qualified Status Change (QSC) that gives you the opportunity to adjust your company coverage in ways consistent with your change in status. For example, you could enroll your new child for coverage.

Any changes based on a QSC must be submitted within 31 days of the change in status, but the time available is 90 days when the qualifying event is the birth or adoption of a child. For more information, see the subsections in the plan descriptions titled "Changing Your Coverage Midyear." You will be required to provide documentation of the new dependent's eligibility for coverage.

(You will have 90 days from the QSC to add any newly eligible dependents to the JPMC Medical Plan should that dependent pass away within this 90-day period; please contact the accessHR Contact Center if this situation applies to you.)

If you are using the change to add a new dependent, you will be required to provide documentation of the new dependent's eligibility for coverage.

A Covered Dependent Becomes Ineligible

If your dependent becomes ineligible (such as when a dependent child reaches age 26, for health care coverage), the dependent's coverage will end on the last day of the month in which he or she no longer meets the eligibility requirements. For Supplemental Term Life and AD&D, once your dependent is no longer eligible, it is your responsibility to remove the dependent from your coverage.

When coverage ends, the dependent may have a right to elect COBRA for up to 36 months. (Please see "Continuing Coverage Under COBRA" in the *Health Care Participation* section for more information on COBRA.)

A covered dependent becoming ineligible is a Qualified Status Change (QSC) that gives you the opportunity to adjust your coverage in ways consistent with your change in status. This means you could cancel company coverage or stop contributions to spending accounts.

Any changes based on a QSC must be submitted within 31 days of the change in status. For more information, see the subsections in the plan descriptions titled "Changing Your Coverage Midyear."

You and/or Your Dependents Lose Other Coverage

If you declined company coverage because you had coverage from another source and you lose that coverage, you may be eligible to enroll for company coverage because of your HIPAA Special Enrollment rights. Similarly, if you declined company coverage for an eligible dependent because he or she had coverage from another source and he or she loses that coverage, you may be eligible to enroll your eligible dependent for company coverage because of your HIPAA Special Enrollment rights. See "HIPAA Special Enrollment Rights" in the *Health Care Participation* section for more details.

Both of these situations are Qualified Status Changes (QSCs) that give you the opportunity to adjust your company coverage in ways consistent with your change in status.

Any changes based on a QSC must be submitted within 31 days of the change in status. For more information, see the subsections in the plan descriptions titled "Changing Your Coverage Midyear." You will be required to provide documentation of the new dependent's eligibility for coverage.

If you are using the change to add a new dependent, you will be required to provide documentation of the new dependent's eligibility for coverage.



You and/or Your Dependents Gain Other Coverage

Gaining access to other coverage is a Qualified Status Change (QSC) that gives you the opportunity to adjust your coverage in ways consistent with your change in status. This means you could decline company coverage and enroll for the newly available coverage, instead.

Any changes based on a QSC must be submitted within 31 days of the change in status. For more information, see the subsections in the plan descriptions titled "Changing Your Coverage Midyear."

You Move

If you move out of your Medical or Dental Plan option service area and your current option is no longer available, you can change Medical and/or Dental Plan option for yourself and your covered dependents. (**Please Note:** In this situation, you will be assigned new coverage by JPMorgan Chase based on your new service area. However, you will have the ability to change this assigned coverage within 31 days of the qualifying event.)

You Divorce, Separate or Terminate a Domestic Partner Relationship

Getting divorced, separated, or terminating a domestic partner relationship is a Qualified Status Change (QSC) that gives you the opportunity to adjust your coverage in ways consistent with your change in status. This means you could decline company coverage or enroll yourself and/or your dependents for coverage if you declined it in the past.

Any changes based on a QSC must be submitted within 31 days of the change in status. For more information, see the subsections in the plan descriptions titled "Changing Your Coverage Midyear."

If you are using the change to add a new dependent, you will be required to provide documentation of the new dependent's eligibility for coverage.

For medical, dental, and vision coverage: If your spouse and/or child(ren) lose medical, dental, or vision coverage because of divorce/separation, they may have a right to elect COBRA for up to 36 months. (Please see "Continuing Coverage Under COBRA" in the *Health Care Participation* section for more information on COBRA.)

If you divorce or become legally separated, certain court orders could require you to provide health care benefits to covered child(ren). JPMorgan Chase is legally required to recognize qualified medical child support orders within the limits of the JPMorgan Chase plans. If you're a party in a divorce settlement that involves the JPMorgan Chase plans, you should have your attorney contact the accessHR Contact Center to make sure the appropriate documents are filed and that the court order in question is actually a qualified medical child support order that complies with governing legislation. Please see "Qualified Medical Child Support Orders" in the *Health Care Participation* section for more information.

For the spending accounts: In case of divorce or separation, you can decrease or stop contributions to the Health Care Spending Account and can start, change, or stop contributions to the Dependent Care Spending Account.

For the Life and Accident Insurance Plans: If you divorce or become legally separated, your covered spouse/domestic partner would be ineligible to continue coverage under the JPMorgan Chase Life and Accident Insurance Plans, and coverage would end as of the date of the status change. Your formerly covered spouse/domestic partner can port or convert their dependent Supplemental Term Life Insurance. Accidental Death & Dismemberment insurance may be ported. For more details, see the information in each plan description about continuing coverage in the *Life and Accident Insurance* section.



For the Group Legal Services Plan: If you divorce or become legally separated, coverage for your spouse will end on the date of your divorce or legal separation.

For the Group Personal Excess Liability Plan: If you divorce or become legally separated, coverage for your spouse will end on the date of your divorce or legal separation.

You Pass Away

For medical, dental, and vision coverage, including expatriate coverage: If you pass away while actively employed at JPMorgan Chase, any dependents who were covered under your JPMorgan Chase health care coverage before your death will continue to be covered until the last day of the month in which you pass away. Covered dependents can then elect to continue coverage under COBRA and pay the active employee rate for coverage for up to 36 months of the COBRA period. Dependents must be covered under the Medical Plan at the time of your death to be eligible for COBRA coverage at JPMorgan Chase-subsidized rates. (Please see "Continuing Coverage Under COBRA" in the *Health Care Participation* section for more information on COBRA.)

In addition, your dependents may be eligible to continue coverage under the Retiree Medical, Dental and/or Vision Plans if, at the time of death:

- You have already met the general eligibility requirements for retirement. (For more information, please see the **As You Retire Guide**, available on **me@jpmc**); or
- You have already met the alternative eligibility requirements for retirement in the event of position elimination. (For more information, please see the **As You Retire Guide** as noted above.); or
- You have 25 years of total service with JPMorgan Chase.

Dependents may continue coverage under the Retiree Medical, Dental and/or Vision Plans as long as they meet the plans' requirements.

For the spending accounts: If you pass away, claims for spending accounts for expenses incurred on or before the date of death can be filed to the appropriate program administrator, please see the *Spending Accounts* section for more details and the appropriate deadlines.

For the Life and Accident Insurance Plans: If you pass away, benefits from the Life and Accident Insurance Plans are paid to the beneficiary named. If a beneficiary has not been named, then the benefits are paid according to the order listed under "Beneficiaries" in the *Life and Accident Insurance* section.

- If your dependents are enrolled for supplemental term life and accidental death and dismemberment (AD&D) insurance when you pass away, they may port their coverage by contacting MetLife, the claims administrator. Your dependents will be directly billed for this coverage. Dependents can also convert their supplemental term life insurance; however, they may not convert AD&D coverage.¹

For the Group Legal Services Plan: In the event of your death while actively employed by JPMorgan Chase, your dependents have the option to continue their group legal coverage by contacting Hyatt Legal Plans within 31 days of the date of your death to extend coverage for an additional 24 months with direct payment to Hyatt Legal Plans. Any services in progress at the time of your death will be provided, even if your dependents don't elect to continue coverage.

For the Group Personal Excess Liability Plan: In the event of your death, covered surviving members of the household should contact Arthur J. Gallagher Risk Management Services for instructions on paying the balance due. If payment is not received within 31 days of the date of the letter sent by Arthur J. Gallagher Risk Management Services to the participant's survivor, the policy will be canceled as of the date of your death. The Plan will also cover any legal representative or person having proper temporary custody of the participant's property. Also, coverage will be provided until the end of the policy period or policy anniversary date, whichever occurs first, for any surviving member of your household who is a covered person at the time of death. Premium payments for this coverage apply.

¹ Certain states have additional, specific requirements. Please refer to MetLife for state-specific rules.



Other Events or Changes

Change in Scheduled Work Hours

This section describes how your benefits are affected if your work status changes but you are still employed by the company. The focus is on changes to your scheduled work hours. A change in work status that changes your eligibility gives you the opportunity to adjust your coverage in ways consistent with your change in status. This means you could decline company coverage or enroll for coverage if you declined it in the past, and can enroll your eligible spouse for coverage. If your spouse has children and they become your eligible dependents, you can also enroll them for coverage.

Any changes must be submitted within 31 days of the change in status. For more information, see the subsections in the plan descriptions titled "Changing Your Coverage Midyear."

Here's how coverage is affected if your schedule changes and you are regularly scheduled to work fewer than 20 hours per week:

- **Your JPMorgan Chase medical, dental, and vision coverage** will end on the last day of the month in which your work status changes and you are then scheduled to work fewer than 20 hours per week. Even if your coverage ends, you may be able to continue medical, dental, and/or vision coverage for a certain period under the Consolidated Omnibus Budget Reconciliation Act of 1985 (COBRA). (Please see "Continuing Coverage Under COBRA" in the *Health Care Participation* section for more information on COBRA.)
 - For expatriate coverage, COBRA continuation applies if you are a U.S. home-based expatriate or an expatriate assigned to the United States. Non-U.S. home-based expatriate employees assigned outside the United States and their dependents are not eligible for COBRA continuation coverage.
- **Your contributions to the Health Care Spending Account** will end on the last day of the month in which your work status changes and you are then scheduled to work fewer than 20 hours per week. In this case, you may continue to make contributions to the Health Care Spending Account on an after-tax basis under the Consolidated Omnibus Budget Reconciliation Act of 1985 (COBRA), if elected. (Please see "Continuing Coverage Under COBRA" in the *Health Care Participation* section for more information on COBRA.)
- **Your contributions to the Dependent Care and Transportation Spending Accounts** end on the date your work status changes and you are then scheduled to work fewer than 20 hours per week.
- **For the Basic Life Insurance Plan, Supplemental Term Life Insurance Plan, and the AD&D Insurance Plan:** Your coverage and eligibility will end on the date of your status change and you are then scheduled to work less than 20 hours per week. For more information on when you increase work hours to more than 20 hours, please see the *Life and Accident Insurance* section.
 - You can convert your basic life insurance to an individual policy within 31 days of your status change date by contacting MetLife, the claims administrator, for a conversion application.
 - You can port or convert your employee supplemental term life insurance and/or port your AD&D — up to the lesser of five times your eligible compensation or \$1 million — through a direct billing arrangement with MetLife. Contact MetLife, the claims administrator, within 31 days of your change in status. If you port your coverage, you may also port dependent coverage. For more details, see the information in each plan description about continuing coverage in the *Life and Accident Insurance* section.
- **For the Business Travel Accident Insurance Plan**, you remain eligible for coverage regardless of your scheduled work hours, if you are otherwise eligible for coverage.
- **Your Health & Wellness Centers Plan coverage** will end on the last day of the month in which your work status changes and you are then scheduled to work fewer than 20 hours per week. Even if your coverage ends, you may be able to continue coverage for a certain period under the Consolidated Omnibus Budget Reconciliation Act of 1985 (COBRA). (Please see "Continuing Coverage Under COBRA" in the *Health Care Participation* section for more information on COBRA.)



- **Your Group Legal Services Plan coverage** will end on the date your work status changes and you are then scheduled to work fewer than 20 hours per week. However, you can continue coverage for additional 30 months by contacting Hyatt Legal Group.
- **Your Group Personal Excess Liability Insurance Plan coverage** will end on the date your work status changes and you are then scheduled to work fewer than 20 hours per week. However, you may continue coverage through the end of year by contacting Arthur J. Gallagher Risk Management.

For information on becoming eligible for benefits due to a work status change, see each specific plan section (e.g., Medical).

You Go on Short-Term Disability Leave

Under the Short-Term Disability Plan, you may have the financial protection of full or partial pay for up to 25 weeks. While you are on a short-term disability leave you may continue many of your elected benefits provided you make the necessary contributions. Benefits that do not continue while you are on short-term disability leave include Business Travel Accident Insurance, the Dependent Care Spending Account, and the Transportation Spending Account.

- **For the Medical Plan, the Dental Plan, the Vision Plan, the Health & Wellness Centers Plan, the Group Legal Services Plan, and the Group Personal Excess Liability Insurance Plan:** For the approved period of your disability leave, you'll remain eligible to be covered under the Medical Plan, the Dental Plan, the Vision Plan, the Health & Wellness Centers Plan, the Group Legal Services Plan, and the Group Personal Excess Liability Insurance Plan, and you will remain eligible to participate in the Health Care Spending Account. JPMorgan Chase will deduct any required contributions for medical coverage from the pay you receive during this period on a before-tax basis for the health care plans and the Health Care Spending Account and on an after-tax basis for the Group Legal Services Plan and the Group Personal Excess Liability Insurance Plan.
 - This medical and dental coverage continuation includes expatriate medical and dental coverage. If you are not receiving pay via Expat Payroll during your leave, JPMorgan Chase will bill you directly for any required contributions.
- **For the Dependent Care Spending Account,** your participation is suspended during a period of paid or unpaid leave.
- **For the Transportation Spending Account,** your participation is terminated during a period of paid or unpaid leave and any unused credits in your account(s) will be forfeited if you do not return to work and reenroll in the Transportation Spending Account. If you know you will be going on a leave, you should change your contribution amount to zero approximately one month before your leave begins in order to avoid forfeiting any contributions. Expenses incurred after your leave begins will not be eligible for reimbursement or payment from your account(s). If you wish to continue participation after you return to active service, you must re-enroll. However if you participated in the "Pay Me Back" option, you have 180 days following the end of any particular benefit month you participated in the program to file claims for reimbursement from your "Pay Me Back" account.
- **For the Basic Life Insurance Plan, Supplemental Term Life Insurance Plan, and the AD&D Insurance Plan:** For the approved period of your disability leave, you'll remain eligible to be covered under the Basic Life Insurance Plan (including Identity Theft (ID) Assistance Program, Travel Assistance and Emergency Evacuation services, funeral concierge services, and SurvivorSupport[®] financial counseling services), Supplemental Term Life Insurance Plan, and the AD&D Insurance Plan.
 - In the case of the Basic Life Insurance Plan, your eligible compensation is updated as changes occur throughout the year.
- **For the Business Travel Accident Insurance Plan:** While you are on disability leave, your business travel accident insurance will be suspended.



You Go on Long-Term Disability

If you receive long-term disability (LTD) benefits from the JPMorgan Chase Long-Term Disability Plan (LTD Plan), you will continue to be eligible to participate in the following benefits* as long as you continue to make timely premium payments:

- Medical
- Dental
- Vision
- Group Legal
- Group Personal Excess Liability Plan
- Basic Life Insurance (fully paid by JPMC)
- Supplemental Term Life Insurance
- Accidental Death and Dismemberment Insurance

* You can also continue participation in the Health & Wellness Centers Plan.

You'll be eligible to continue these benefit plans at active employee rates for the first 24 months after going on approved LTD (that is, 30 months from the date of disability). The premiums will be converted to a monthly rate, and you will be required to pay for this coverage monthly on an after-tax basis. You will pay for this coverage on a direct-bill basis with JPMorgan Chase's administrator.

If you are an expatriate and you qualify for long-term disability (LTD) benefits from a JPMorgan Chase long-term disability plan, your expatriate assignment will end and, coincidentally, so will your eligibility for the Expatriate Medical and Dental Plan options. You must then elect coverage under your home country Medical and/or Dental Plan options, if available. If you are a U.S. home-based expatriate employee, medical coverage under one of the U.S. domestic options may continue while you are receiving LTD benefits under the U.S. LTD Plan. Be sure to consider this carefully before you decline coverage under the LTD Plan.

In certain cases, you may be temporarily approved for additional leave under another JPMorgan Chase Policy, such as the Disability and Reasonable Accommodation Policy. (For details on medical plan coverage should you become eligible for Medicare during this timeframe, please see "You Are on LTD and Become Eligible for Medicare" on page 19.)

Absent any temporary leave accommodation, your employment with JPMorgan Chase will end immediately after you have received 24 months of payments under the LTD Plan. However, you will continue to be eligible for LTD benefits provided you meet all eligibility provisions of the LTD Plan. Even if your LTD benefits end, you may be able to continue medical, dental, vision, and Health & Wellness Centers coverage for a certain period under the Consolidated Omnibus Budget Reconciliation Act of 1985 (COBRA). (Please see "Continuing Coverage Under COBRA" in the *Health Care Participation* section for more information on COBRA.)

Please Note: If you became disabled before January 1, 2011, your coverage will continue at active employee rates while you receive benefits under the Long-Term Disability Plan. If you do not make the required contributions to continue your coverage, your coverage will be canceled.

For the Health Care Spending Account, while you are receiving benefits under the JPMorgan Chase LTD Plan, you may continue to make monthly contributions to the Health Care Spending Account on an after-tax basis via direct bill. Participation in the Health Care Spending Account will cease at the end of the benefit plan year in which you start to receive LTD benefits.

For the Dependent Care Spending Account: For the Dependent Care Spending Account, you may use your account balance only for eligible expenses incurred prior to your LTD effective date and must file those claims by March 31 of the next calendar year.



For the Transportation Spending Account, your participation is suspended and any unused credits in your account(s) will be forfeited if you do not return from LTD. If you know you will be going on a leave, you should change your contribution amount to zero approximately one month before your leave begins in order to avoid forfeiting any contributions. Expenses incurred after your leave begins will not be eligible for reimbursement or payment from your account(s). If you wish to continue participation after you return to active service, you must re-enroll. However if you participated in the “Pay Me Back” option, you have 180 days following the end of any particular benefit month you participated in the program to file claims for reimbursement from your “Pay Me Back” account.

Your Business Travel Accident Insurance Plan coverage does not continue while you are receiving LTD benefits.

You Are on LTD and Become Eligible for Medicare

If you are receiving full long-term disability (LTD) benefits from the JPMorgan Chase Long-Term Disability Plan (LTD Plan), are not actively at work and become eligible for Medicare, Medicare becomes the primary source of your medical coverage. You will no longer be eligible for the active JPMorgan Chase medical coverage. Instead, Medicare-eligible participants have access to individual supplemental Medicare coverage available through Via Benefits, a private Medicare exchange, which is not coverage sponsored by JPMorgan Chase. For those Medicare-eligible individuals who enroll in coverage through Via Benefits and are eligible for a medical subsidy, JPMorgan Chase sponsors the Health Reimbursement Arrangement Plan associated with that coverage. For further details, call the accessHR Contact Center.

You Become Eligible for Medicare

If you are a JPMorgan Chase employee enrolled in an active JPMorgan Chase health care plan, such as the Medical Plan, Dental Plan, or Vision Plan, are actively working and you become entitled to Medicare because of your age or a qualifying disability, the JPMorgan Chase plans continue to be the primary source of your coverage. For further details on Medicare, see www.medicare.gov.

You Go on a Military Leave

Your benefits coverage may be affected if you take a military leave (paid or unpaid), as described below. For detailed information about the JPMorgan Chase Military Leave and Reserve Training Policy, please visit me@jpmc. In all cases, JPMorgan Chase will comply with legal requirements, including the Uniformed Services Employment and Reemployment Rights Act (USERRA).

Paid Military Leave

If you qualify for a paid military leave, you will be provided with continuation of most benefits. **Please Note:** Certain benefits plans have exclusions for injury or illness that results from an act of war.

Benefits that do not continue while you are on a paid military leave include:

- Business Travel Accident Insurance Plan;
- Transportation Spending Account;
- Long-Term Disability Plan (after 16 weeks of paid military leave); and
- Short-Term Disability Plan.

You may resume your benefits coverage when you return to work. Some of your benefits are reinstated, but for others like the Transportation Spending Account, you must re-enroll. **Please Note:** Evidence of insurability may also be required for some plans.



Unpaid Military Leave

If you qualify for an unpaid military leave, you may continue many of your elected benefits, provided you make the necessary contributions in a timely manner. **Please Note:** Certain benefits plans have exclusions for injury or illness that results from an act of war.

Benefits that do not continue while you are on an unpaid military leave include:

- Business Travel Accident Insurance Plan;
- Dependent Care Spending Account;
- Transportation Spending Accounts;
- Long-Term Disability Plan (after 12 weeks of unpaid military leave); and
- Short-Term Disability Plan.

You may resume your benefits coverage when you return to work. Some of your benefits are reinstated, but for others like the Transportation Spending Account, you must re-enroll. **Please Note:** Evidence of insurability may also be required for some plans.

Making Contributions While on Unpaid Leave

If you wish to continue certain benefits while on any unpaid leave, you must make the necessary contributions on a timely basis, even if you do not receive a bill.

You Go on a Parental Leave

While you are on an approved parental leave, you may continue many of your elected benefits, provided you make the necessary contributions in a timely manner. Benefits that do not continue while you are on a parental leave include Business Travel Accident Insurance, the Dependent Care Spending Account, and the Transportation Spending Accounts.

Generally, if your benefits coverage ended during your leave, you may resume coverage when you return to work.

You Go on Approved Family and Medical Leave

You may continue many of your elected benefits while you are on an approved family and medical leave, provided you make the necessary contributions in a timely manner. Benefits that do not continue while you are on family leave include Business Travel Accident Insurance, the Dependent Care Spending Account, and the Transportation Spending Accounts.

Generally, if your benefits coverage ended during your leave, you may resume your benefits coverage when you return to work.

Special Rules for Health Care Spending Account

Special rules apply to your Health Care Spending Account. When you take a leave covered under the Family and Medical Leave Policy, the entire amount you elected under your Health Care Spending Account will be available to you during your leave period, less any prior reimbursements that you have received for that plan year, as long as you continue to make your contributions during your leave of absence. If you stop making contributions, your participation in the Health Care Spending Account will terminate while you are on a leave and you may not receive reimbursement for any health care expenses you incur after your coverage terminated.

If your Health Care Spending Account participation terminates during your leave, your Health Care Spending Account contributions will begin again if you return to work during the same year in which your leave began. You will not be able to submit claims for reimbursement for expenses incurred during your leave, and your contributions will increase to “make up” for the contributions you missed during your leave. The amount available for reimbursement will be the same annual amount you elected before the leave.

You may not use your Health Care Spending Account for expenses incurred during the period you did not participate.



You Go on Unpaid Leave

For medical, dental, and vision coverage: For an approved unpaid leave of absence, the Medical, Dental, and Vision Plans will still cover you, as long as you make any required contributions. You will be directly billed for any required contributions on an after-tax basis. You will also still be covered by the Health & Wellness Centers Plan.

If you do not make the required contributions to continue your coverage in a timely manner, your coverage will be canceled. However, your coverage may be reinstated when you return to work.

For the Health Care Spending and Dependent Care Spending Accounts: During an approved unpaid leave of absence, you may continue to make monthly contributions to the Health Care Spending Account on an after-tax basis, via your benefits invoice. If you stop making contributions, your participation in the Health Care Spending Account will terminate while you are on a leave and you may not receive reimbursement for any health care expenses you incur after your coverage terminated. You may not make contributions to a Dependent Care Spending Account during an unpaid leave. For the Dependent Care Spending Account, you may use your account balance only for eligible expenses incurred prior to the date of your approval to go on unpaid leave, and must file those claims by March 31 of the next calendar year.

For the Transportation Spending Account, you must disenroll and any unused credits in your account(s) will be forfeited. If you know you will be going on a leave, you should change your contribution amount to zero approximately one month before your leave begins in order to avoid forfeiting any contributions. Expenses incurred after your leave begins will not be eligible for reimbursement or payment from your account(s). If you wish to continue participation after you return to active service, you must re-enroll. However if you participated in the “Pay Me Back” option, you have 180 days following the end of any particular benefit month you participated in the program to file claims for reimbursement from your “Pay Me Back” account.

For life and accident coverage: While you are on an unpaid leave, you will continue to pay your premiums for supplemental term life and AD&D insurance to JPMorgan Chase. Your basic life insurance continues at no cost to you. Your business travel accident insurance will end.

For Group Legal Services Plan coverage, you will be billed monthly to continue coverage.

For Group Personal Excess Liability Insurance Plan coverage, you will be billed monthly to continue coverage.

You Return from a Leave of Absence

If you go on a leave of absence (such as a disability, long-term disability, or paid or unpaid leave) and you return to work in a work status that makes you eligible for benefits, then:

For medical, dental, and vision coverage: The coverage that you had before your leave of absence will be reinstated.

For the Health Care Spending Account:

- If you return to work in **the same** plan year in which your leave began, deductions of required before-tax contributions from your pay will automatically continue. Your total remaining amount will be prorated over the remaining pay cycles.
- If you return to work from a **paid disability leave in a different** plan year than the one in which your leave began, deductions of required before-tax contributions from your pay will automatically continue, if you elected coverage at Annual Enrollment.
- If you return from **an unpaid disability leave or unpaid leave of absence in a different** plan year than the one in which your leave began, or if **you return to work from a leave in which you were receiving benefits under the JPMorgan Chase Long-Term Disability Plan,** you may enroll in the Health Care Spending Account when you return from leave.



For the Dependent Care Spending Account:

- If you return to work from a **disability leave** in the **same** plan year in which your disability leave began, deductions of required before-tax contributions from your pay will automatically continue.
- If you return to work from a **paid or unpaid disability leave or other leave of absence** in a **different** plan year than the one in which your leave began, or if **you return to work from a leave in which you were receiving benefits under the JPMorgan Chase Long-Term Disability Plan**, you may enroll in the Dependent Care Spending Account when you return from your leave.

For the Transportation Spending Account: If you return to work from a leave and wish to participate in TSA, you must enroll in this account when you return to work. The effective date of your participation depends on the date of your enrollment. Please wait approximately ten days for your return to work information to reach WageWorks. Changes to your TSA elections become effective as of the first of the month for the following month's expenses (i.e., April deductions for May expenses).

For LTD Benefits:

- If your Total Annual Cash Compensation (TACC) is less than \$60,000, you will be reinstated in LTD coverage immediately.
- If your TACC is equal to or greater than \$60,000, generally, you have to re-enroll for LTD coverage within 31 days of your return from your leave, and you may be required to provide evidence of insurability (EOI). Your coverage will resume on the first pay cycle after EOI is approved. If you don't re-enroll within 31-days, your next opportunity to enroll will be Annual Benefits Enrollment. Call accessHR for specific questions.
 - If you are on an approved medical leave, your LTD coverage remains in effect throughout your leave
 - If you are on a paid parental leave, your LTD coverage ends after 16 weeks
 - If you are on an unpaid leave, your LTD coverage ends after 16 weeks
 - If you are on any other type of nonmedical, paid or unpaid leave, coverage ends after 16 weeks

Total Annual Cash Compensation (TACC)

Total Annual Cash Compensation (TACC) is your annual rate of base salary/regular pay plus any applicable job differential pay (e.g., shift pay) as of each August 1, plus any cash earnings from any incentive plans (e.g., annual incentive, commissions, draws, overrides and special recognition payments or incentives) that are paid to or deferred by you for the previous 12-month period ending each July 31. Overtime is not included. It is recalculated as of each August 1 to take effect the following January 1 and will remain unchanged throughout the year. For most employees hired on or after August 1, it will be equal to your annual rate of base salary/regular pay plus applicable job differentials.

You Leave JPMorgan Chase

For health care coverage: If your employment with JPMorgan Chase terminates, participation in the Medical, Dental, Vision, and Health & Wellness Centers Plans for you and your covered dependents ends on the last day of the month in which you end active employment. However, you generally will be eligible to continue participation for a certain period under the Consolidated Omnibus Budget Reconciliation Act of 1985 (COBRA). (Please see "Continuing Coverage Under COBRA" in the *Health Care Participation* section for more information on COBRA.) The health care plans cannot reimburse expenses incurred after the end of the month in which you leave JPMorgan Chase unless you choose to continue your participation under COBRA or under JPMorgan Chase retiree coverage. For more information, please see the **As You Leave Guide** on me@jpmc.

- The provisions noted above for the health care plans also apply to the expatriate medical and dental options. If you are a U.S. home-based expatriate or an expatriate assignment to the U.S., under certain circumstances, you may be eligible to continue participation for a certain period of time under COBRA. Non-U.S. home-based expatriate employees assigned outside the United States and their dependents are not eligible for COBRA continuation coverage.



For the Health Care Spending Account, if you are participating in the Health Care Spending Account when your employment with JPMorgan Chase ends, you will be covered for eligible expenses incurred in the plan year up to the end of the month in which you terminate. You then have until March 31 of the year following your termination from JPMorgan Chase to submit claims for any eligible expenses incurred during the previous year, up to the end of the month in which you terminate. Expenses incurred after the end of the month in which you leave JPMorgan Chase cannot be reimbursed by the JPMorgan Chase Health Care Spending Account unless you choose to continue your Health Care Spending Account participation under COBRA. By electing continuation coverage under COBRA, you may continue your Health Care Spending Account participation through any month up until the end of the year in which your employment ends, if you make after-tax contributions to the account. (Please see "Continuing Coverage Under COBRA" in the *Health Care Participation* section for more information on COBRA.)

For the Dependent Care Spending Account, if you have a balance remaining in the Dependent Care Spending Account when your employment with JPMorgan Chase ends, you may continue to submit claims against the balance in the account for eligible expenses incurred in the plan year up to your termination date. You then have until March 31 of the year following your termination from JPMorgan Chase to submit claims for any eligible expenses incurred during the previous year, up to your termination date. Expenses incurred after your termination date cannot be reimbursed by the JPMorgan Chase Dependent Care Spending Account. You may not continue to make contributions to the Dependent Care Spending Account after your termination.

For the Transportation Spending Accounts, if you have a balance remaining in the "Pay Me Back" option of the Parking Account when you leave, you may continue to submit claims against the balance in your account for up to 180 days following the end of the benefit month (for example, expenses incurred in January must be claimed by July); otherwise, your Parking Account balance will be forfeited. You may not continue to make contributions to the Transportation Spending Accounts after your termination. If you are planning to leave the company, you should change your contribution amount to zero approximately one month before your departure in order to avoid forfeiting any contributions. The Transportation Spending Accounts, under Section 132 of the Internal Revenue regulations, allow qualified transportation expenses to be excluded from an employee's gross income. Under these regulations, before-tax contributions are non-refundable to the employee under any circumstances including termination of employment.

For the Life and Accident Insurance Plans, if your employment with JPMorgan Chase terminates, active participation in the Business Travel Accident, Basic Life, Supplemental Term Life and AD&D Insurance Plans generally end on the date your employment ends. For more information, please see the *Life and Accident Insurance* section.

- **For Basic Life**, upon receipt of the MetLife conversion package at your home mailing address, and within 31 days of your termination date, you may convert any portion of your Basic Life Insurance to an individual policy by contacting Metropolitan Life Insurance Company (MetLife), the plan administrator. Financial advisors at Mass Mutual (acting on behalf of MetLife) will be able to address any questions on how much to convert to an individual policy. MetLife will bill you directly.

If You Port or Convert

For any policies you port or convert, you must designate beneficiaries directly with MetLife.

- **For Supplemental Term Life**, within 31 days of your termination date, you have the option to convert your employee and/or dependent life insurance coverage to an individual life policy or port that coverage following your termination of employment as follows:

— Employee Supplemental Life Insurance:

- You may convert the coverage to an individual policy; OR
- You may port the lesser of your total life insurance in effect at date of termination or up to \$2 million (in increments of \$25,000)
- You must provide MetLife evidence of insurability for the additional coverage amount
- If you are already at the \$2 million maximum you may not increase your coverage.



— Dependent Spouse Supplemental Life Insurance:

- You may convert the coverage to an individual policy; OR
- You may port the minimum of \$2,500 (\$10,000 when porting Dependent Spouse life insurance alone) to a maximum of the lesser of your total dependent spouse life insurance in effect at date of termination, or \$300,000.

— Dependent Child Supplemental Life Insurance:

- You may convert the coverage to an individual policy; OR
- You may port your dependent child supplemental life insurance coverage at a minimum of \$1,000 to a maximum of the lesser of the total amount in effect at the date of termination or \$20,000.

• **For Accidental Death and Dismemberment (AD&D) Insurance:**

- You may port up to \$2 million of your employee AD&D coverage with Metropolitan Life Insurance Company (MetLife) within 31 days of your termination date.
- When you leave JPMorgan Chase, you may increase the amount of your portable AD&D coverage in increments of \$25,000, up to a maximum of \$2 million. Evidence of Insurability (EOI) may be required.
- You may also port any dependent AD&D coverage, but only if you elect to port your employee AD&D coverage.
- Financial advisors at Mass Mutual (acting on behalf of MetLife) will also be able to address any questions on how much AD&D coverage to port for you and/or your dependents.
- When you port your coverage(s), MetLife will bill you directly.

• **For Business Travel Accident Insurance**, you may not convert or port this coverage to an individual policy.

• For more details, see the information in each plan description about continuing coverage in the *Life and Accident Insurance* section.

Porting Versus Converting Insurance Policies

When leaving the company, you may be able to either “port” or “convert” the group insurance policy to an individual policy. Both typically result in higher rates than a group policy, but there are differences.

- When you convert an insurance policy, you are not required to provide proof of insurability to receive coverage. The premium you pay is based on your age at the time of policy conversion.
- When you port a policy, you must provide proof of insurability to receive preferred, or less expensive, premiums. Also, the premiums generally change as you age.

For the Group Legal Services Plan, if your employment with JPMorgan Chase terminates, participation for you and your covered dependents usually ends on your termination date. You have the option to continue coverage by contacting Hyatt Legal Plans, the claims administrator, within 31 days of the date your coverage ends and electing to continue the Plan. Currently you can continue the Plan for an additional 30 months with direct payment to Hyatt Legal Plans. Any services in progress before your termination date will be provided, even if you don’t continue coverage.

For the Group Personal Excess Liability Plan, if your employment with JPMorgan Chase terminates, participation for you and your covered dependents usually ends on your termination date. While you cannot convert or port your coverage, you may continue your current coverage through the end of the calendar year by paying the balance of the remaining premium in full directly to Arthur J. Gallagher Risk Management Services.



Your Expatriate Assignment Ends

If your expatriate assignment ends, your Expatriate Medical and/or Dental Plan coverage will end on the last day of the month in which your work status changes. If you remain an active JPMorgan Chase employee, you will need to elect coverage under your local/domestic, home-country medical plan and/or dental plan.

You Retire from JPMorgan Chase

For medical, dental, and vision coverage: You need to meet minimum age and service requirements at the time of retirement to be eligible for retiree medical and dental coverage. For vision coverage, you may enroll for retiree vision coverage even if you were not covered under the Vision Plan at the time of your retirement.

- **For expatriate medical and dental coverage**, you must be a U.S. home-based expatriate employee and meet minimum age and service requirements and have active medical coverage at the time of retirement to be eligible for U.S. retiree medical coverage.
- For more information, please see the **As You Retire Guide** on me@jpmc.


For the Health Care Spending Account, if you are participating in the Health Care Spending Account when your employment with JPMorgan Chase ends, you will be covered for eligible expenses incurred in the plan year up to the end of the month in which you terminate. You then have until March 31 of the year following your termination from JPMorgan Chase to submit claims for any eligible expenses incurred during the previous year, up to the end of the month in which you terminate. Expenses incurred after the end of the month in which you leave JPMorgan Chase cannot be reimbursed by the JPMorgan Chase Health Care Spending Account unless you choose to continue your Health Care Spending Account participation under COBRA. By electing continuation coverage under COBRA, you may continue your Health Care Spending Account participation through any month up until the end of the year in which your employment ends, if you make after-tax contributions to the account. (Please see "Continuing Coverage Under COBRA" in the *Health Care Participation* section for more information on COBRA.)

For the Dependent Care Spending Account, if you have a balance remaining in the Dependent Care Spending Account when your employment with JPMorgan Chase ends, you may continue to submit claims against the balance in the account for eligible expenses incurred in the plan year up to your termination date. You then have until March 31 of the year following your termination from JPMorgan Chase to submit claims for any eligible expenses incurred during the previous year, up to your termination date. Expenses incurred after your termination date cannot be reimbursed by the JPMorgan Chase Dependent Care Spending Account. You may not continue to make contributions to the Dependent Care Spending Account after your termination.

For the Transportation Spending Accounts, if you have a balance remaining in the "Pay Me Back" option of the Parking Account when you leave, you may continue to submit claims against the balance in your account for up to 180 days following the end of the benefit month (for example, expenses incurred in January must be claimed by July); otherwise, your Parking Account balance will be forfeited. You may not continue to make contributions to the Transportation Spending Accounts after your termination. If you are planning to leave the company, you should change your contribution amount to zero approximately one month before your departure in order to avoid forfeiting any contributions. The Transportation Spending Accounts, under Section 132 of the Internal Revenue regulations, allow qualified transportation expenses to be excluded from an employee's gross income. Under these regulations, before-tax contributions are non-refundable to the employee under any circumstances including termination of employment.

For the Life and Accident Insurance Plans, if your employment with JPMorgan Chase terminates, active participation in the Business Travel Accident, Basic Life, Supplemental Term Life and AD&D Insurance Plans generally end on the date your employment ends. For more information, please see the *Life and Accident Insurance* section.

- **Retiree Life Insurance Coverage may be available.** You need to meet minimum age and service requirements at the time of retirement to be eligible for retiree medical and dental coverage. For details on the eligibility requirements, please see the **As You Retire Guide** on me@jpmc.



- **For Basic Life**, upon receipt of the MetLife conversion package at your home mailing address, and within 31 days of your retirement date, you may convert any portion of your Basic Life Insurance (over the first \$10,000) to an individual policy by contacting Metropolitan Life Insurance Company (MetLife), the plan administrator. Financial advisors at Mass Mutual (acting on behalf of MetLife) will be able to address any questions on how much to convert to an individual policy. MetLife will bill you directly after you retire.
- **For Supplemental Term Life**, within 31 days of your retirement date, you have the option to convert your employee and/or dependent life insurance coverage to an individual life policy or port that coverage following your retirement as follows:
 - Employee Supplemental Life Insurance: You may port up to \$2 million of your employee Supplemental Term Life Insurance with MetLife within 31 days of your retirement date.
 - When you retire from JPMorgan Chase, you may increase the amount of your portable employee supplemental life insurance coverage in increments of \$25,000, up to a maximum of \$2 million. You must provide evidence of insurability for the additional coverage amount. If you are already carrying the maximum amount of coverage, you may not increase your coverage.
 - You have two options for Dependent Supplemental Life Insurance:
 1. If you elect to port your employee supplemental life insurance, you also have the opportunity to port your dependent supplemental life insurance
 2. If you do not elect to port your employee supplemental life coverage but want to continue coverage for your dependents, you must convert your dependent supplemental life insurance to an individual whole life policy
- **For Accidental Death and Dismemberment (AD&D) Insurance:**
 - When you retire from JPMorgan Chase, you may port up to \$2 million of your employee AD&D coverage with Metropolitan Life Insurance Company (MetLife) within 31 days of your retirement date.
 - When you leave JPMorgan Chase, you may increase the amount of your portable AD&D coverage in increments of \$25,000, up to a maximum of \$2 million. You must provide evidence of insurability for the additional coverage amount.
 - If you're age 80 or older, your benefit will be limited to \$100,000.
 - You may also port any dependent AD&D coverage, but only if you elect to port your employee AD&D coverage.
 - Financial advisors at Mass Mutual (acting on behalf of MetLife) will also be able to address any questions on how much AD&D coverage to port for you and/or your dependents.
 - When you port your coverage(s), MetLife will bill you directly.
- **For Business Travel Accident Insurance**, you may not convert or port this coverage to an individual policy.
- For more details, see the information in each plan description about continuing coverage in the *Life and Accident Insurance* section.

If You Port or Convert

For any policies you port or convert, you must designate beneficiaries directly with MetLife.

For the Health & Wellness Centers Plan, if you retire from JPMorgan Chase, your Health & Wellness Centers Plan coverage will end on the last day of the month in which you retire. However, you generally will be eligible to continue participation for a certain period of time under COBRA, if elected. (Please see "Continuing Coverage Under COBRA" in the *Health Care Participation* section for more information on COBRA.) For more information, please see the **As You Retire Guide** on me@jpmc.



For the Group Legal Services Plan, if you retire from JPMorgan Chase, coverage for you and your covered dependents ends on your retirement date. Any services in progress before your termination date will be provided, even if you don't continue coverage. You may be eligible to elect to continue coverage under the Retiree Group Legal Services Plan. For more information, please see the **As You Retire Guide** on **me@jpmc**.

For the Group Personal Excess Liability Insurance Plan, if you retire from JPMorgan Chase, coverage for you and your covered dependents ends on your retirement date. You are eligible to continue your participation through the end of the policy year in which you retire, provided you pay the balance of the policy in full. After your employment ends, Arthur J. Gallagher & Co., the plan administrator, will contact you with instructions for continuing your coverage and paying the balance. If your payment is not received within 31 days, your policy will be cancelled effective as of your retirement date. For more information, please see the **As You Retire Guide** on **me@jpmc**.

You Work Past Age 65

For medical, dental, and vision coverage: If you continue to work for JPMorgan Chase after you reach age 65 (and/or if your spouse/domestic partner reaches age 65 while you're still working at JPMorgan Chase), you and your spouse/domestic partner can continue to be covered under the JPMorgan Chase health care plans (the Medical Plan, the Dental Plan, and the Vision Plan). If you or your spouse/domestic partner chooses to enroll in Medicare at age 65, Medicare coverage will provide secondary benefits to the JPMorgan Chase coverage while you remain actively employed.

- If you're covered under both the JPMorgan Chase plan and Medicare, your claims need to be submitted to the JPMorgan Chase plan first. If any bills remain unpaid after the JPMorgan Chase plan has paid up to the limits of its coverage, you should file a claim with Medicare. (**Please Note:** Medicare has rules regarding eligible services and providers; please contact Medicare directly with questions.)
- **Please Note:** Medical coverage under Medicare is not automatic. You must file for coverage when you first become eligible. If you continue to work past age 65 and you have coverage under the JPMorgan Chase plan, you may wait and apply for Medicare **immediately** after you leave JPMorgan Chase. For more information about Medicare, contact your local Social Security office or visit www.medicare.gov.

For the spending accounts: If you continue to work for JPMorgan Chase after you reach age 65, you can continue participating in the spending accounts, as long as you meet all the other eligibility requirements to participate.

For Life and Accident Insurance Plans: If you continue to work for JPMorgan Chase after you reach age 65, you may continue to participate in the Life and Accident Insurance Plans, as long as you are actively employed and meet all eligibility requirements.

- If you continue working after age 75, AD&D coverage is limited to no more than \$200,000 beginning the January 1 after the year in which you reach age 75, and is reduced to a maximum of \$100,000 beginning the January 1 after the year in which you reach age 80. This limitation also applies to your spouse/domestic partner.

For the Health & Wellness Centers Plan: If you continue to work for JPMorgan Chase after you reach age 65, you may continue to participate in the Health & Wellness Centers Plan, as long as you are actively employed and meet all eligibility requirements.

For the Group Legal Services Plan: If you continue to work for JPMorgan Chase after you reach age 65, you and your covered dependents can continue to be covered under the Group Legal Services Plan.

For the Group Personal Excess Liability Plan: If you continue to work for JPMorgan Chase after you reach age 65, you may continue to participate in the Plan, as long as you are actively employed and meet all eligibility requirements.



Plan Administration

Effective 1/1/19

This section of the Guide provides you with important information as required by the Employee Retirement Income Security Act of 1974 (ERISA) about the JPMorgan Chase Health Care and Insurance Plans for Active Employees. While ERISA doesn't require JPMorgan Chase to provide you with benefits, by choosing to do so, ERISA mandates that JPMorgan Chase clearly communicate to you how the plans subject to the provisions of ERISA operate and what rights you have under the law regarding plan benefits. This section is part of the summary plan description of each of your JPMorgan Chase Health Care and Insurance Plans for Active Employees governed by ERISA. This section of the Guide also provides important information about certain benefits plans that are not governed by ERISA, such as the Personnel Excess Liability Plan.

For most plans, the summary plan description and the plan document are the same document. For plans where this is not the case, copies of the plan documents are filed with the plan administrator and are available upon request. For plans that are funded through insurance, if there is a discrepancy between the insurance policy and the SPD, the insurance policy will govern.

About This Section

This section summarizes administrative and rights information for the Health Care and Insurance Plans for Active Employees. Please retain this section for your records. Other sections may be needed in addition to this section to provide a complete summary plan description (SPD) and/or plan document for a plan, including the sections that describe the benefits the plan provides.

These SPDs/plan documents do not include all of the details contained in the applicable insurance contracts, if any. For plans with applicable insurance contracts, if there is a discrepancy between the insurance contract and the SPD/plan document, the insurance contract will control.



Questions?

Please see the **Contacts** section as well as the “Questions?” box at the start of each section of this Guide for details on where to call and how to access the appropriate web center for each benefit plan. Each section of the Guide also includes a subsection titled “Claims Administrators’ Contact Information.”

For questions about eligibility and plan operations, contact the accessHR Contact Center: at 877-JPMChase (877-576-2427) (or 212-552-5100, if calling from outside the United States). Service Representatives are available Monday through Friday, from 8 a.m. to 7 p.m. Eastern time, except certain U.S. holidays.

The JPMorgan Chase U.S. Benefits Program is available to most employees on a U.S. payroll who are regularly scheduled to work 20 hours or more a week and who are employed by JPMorgan Chase & Co. or one of its subsidiaries to the extent that such subsidiary has adopted the JPMorgan Chase U.S. Benefits Program. This information does not include all of the details contained in the applicable insurance contracts, plan documents, and trust agreements. If there is any discrepancy between this information and the governing documents, the governing documents will control. JPMorgan Chase & Co. expressly reserves the right to amend, modify, reduce, change, or terminate its benefits and plans at any time. The JPMorgan Chase U.S. Benefits Program does not create a contract or guarantee of employment between JPMorgan Chase and any individual. JPMorgan Chase or you may terminate the employment relationship at any time.



Table of Contents

Page

General Information367

Plan Administrative Information368

Participating Companies371

Your Rights Under ERISA.....371

Privacy Information.....373

HIPAA Privacy Rights and Protected Health Information 374

Claims Related to Eligibility to Participate in the Plans and Plan Operations375

How to File This Type of Claim and What You Can Expect..... 376

If Your Claim Is Denied..... 376

Claiming Benefits: Plans Subject to ERISA.....377

Steps in the Benefits Claims and Appeals Process..... 377

Step 1: Filing Your Initial Claim for Benefits..... 377

Step 2: Receiving Notification from the Claims Administrator/Plan Administrator if an Initial Claim for Benefits Is Denied..... 379

Step 3: Filing an Appeal to the Claims Administrator/Plan Administrator if an Initial Claim for Benefits Is Denied 380

Step 4: Receiving Notification from the Claims Administrator/Plan Administrator if Your Appeal Is Denied 382

Step 5: Receiving a Final Appeal by an Independent Review Panel..... 383

Filing a Court Action 384

Contacting the Claims Administrators: Plans Subject to ERISA.....384

Contacting the Claims Administrators: Plans Not Subject to ERISA.....387

If You Are Covered by More Than One Health Care Plan388

Non-Duplication of Benefits 388

Determining Primary Coverage..... 388

Coordination with Medicare..... 389

Right of Recovery 389

Subrogation of Benefits..... 389

Right of Reimbursement..... 390

Special Notice for Employees Who Have Been Rehired by JPMorgan Chase391



General Information

The following summarizes important administrative information about the JPMorgan Chase Health Care and Insurance Plans for Active Employees governed by ERISA. **Please Note:** Each plan can be identified by a specific plan number, which is on file with the U.S. Department of Labor. Please see “Plan Administrative Information” on page 368 for a listing of official plan names and numbers.

Keep Your Information Current

Update your contact information (home address and phone numbers) on My Personal Profile. To access My Personal Profile while actively employed, go to <https://mpp.jpmchase.net>

Plan Sponsor

JPMorgan Chase Bank, NA
545 Washington Boulevard
12th Floor
Mail Code: NY1-G120
Jersey City, NJ 07310

(Certain participating companies have adopted some or all of the plans for their eligible employees. See “Participating Companies” on page 371 for a list of participating companies.)

Plan Year

January 1 – December 31

Plan Administrator

For all plans described in this Guide except for the Business Travel Accident Insurance and the Short-Term Disability Plan:

JPMorgan Chase U.S. Benefits Executive
c/o JPMorgan Chase Benefits Administration
545 Washington Boulevard
12th Floor
Mail Code: NY1-G120
Jersey City, NJ 07310

For the Business Travel Accident Insurance Plan:

JPMorgan Chase Corporate Insurance Services
JPMorgan Chase & Co.
480 Washington Blvd.
Mail code: NY1-F014
10th floor
Jersey City, NJ 07310-1616

For Short-Term Disability Plan (Not applicable to the JPMorgan Chase Long-Term Disability Plan):

JPMorgan Chase Employee Relations Executive
JPMorgan Chase & Co.
28 Liberty Street
22nd Floor
Mail Code: NY1-A302
New York, NY 10005-1401



Claims Administrator

The contact information for claims administrators for the various benefits plans can be found under "Contacting the Claims Administrators: Plans Subject to ERISA" on page 384 and "Contacting the Claims Administrators: Plans Not Subject to ERISA" on page 387.

COBRA Administrator

COBRA questions should be directed to JPMorgan Chase accessHR Contact Center.

COBRA payments should be directed to:

COBRA Payments JPMorgan Chase
P.O. Box 27524
New York, NY 10087-7524
(877) 576-2427

Benefits Fiduciaries

Please see "About Plan Fiduciaries" on page 372 for information on benefits fiduciaries.

Agent for Service of Legal Process

Legal Papers Served:

JPMorgan Chase & Co.
4 Chase Metrotech Center
FL 18, NY1-C312
Brooklyn, NY 11245

Service of legal process may also be made upon a plan trustee or the Plan Administrator.

Employer Identification Number

13-4994650

Plan Administrative Information

The following chart shows the information that varies by plan. All of the following plans are governed by ERISA. (The Dependent Care Spending Account, Transportation Spending Accounts, and the Group Personal Excess Liability Insurance Plan are not governed by ERISA and are not listed here. For more information, see "Contacting the Claims Administrators: Plans Not Subject to ERISA" on page 387.)

Plan Name/ Number	Insurer	Payment of Benefits	Type of Administration
The JPMorgan Chase Medical Plan/502	See "Contacting the Claims Administrators: Plans Subject to ERISA" on page 384 for names, addresses, and telephone numbers for the Medical Plan and the Prescription Drug Plan.	See "Contacting the Claims Administrators: Plans Subject to ERISA" on page 384 for names, addresses and telephone numbers for the Medical Plan and the Prescription Drug Plan.	Self-Insured/Trustee



Plan Name/ Number	Insurer	Payment of Benefits	Type of Administration
The JPMorgan Chase Dental Plan/502	See “Contacting the Claims Administrators: Plans Subject to ERISA” on page 384 for names and addresses for the Preferred Dentist Program (PDP) Option, the Dental Maintenance Organization (DMO) Option, the Dental Health Maintenance Organization (DHMO) Option, and the Expatriate Dental Option.	See “Contacting the Claims Administrators: Plans Subject to ERISA” on page 384 for names, addresses, and telephone numbers for the PDP Option, the DMO Option, the DHMO Option, and the Expatriate Dental Option.	Self-Insured/Trustee: PDP Option and Expatriate Dental Option Fully Insured: DMO Option and DHMO Option
The JPMorgan Chase Vision Plan/502 (Group 1018009)	FAA/EyeMed Vision Care P.O. Box 8504 Mason, OH 45040-7111	FAA/EyeMed Vision Care P.O. Box 8504 Mason, OH 45040-7111	Fully Insured
The JPMorgan Chase Basic Life Insurance Plan/502*	Metropolitan Life Insurance Company (MetLife) 200 Park Avenue New York, NY 10017	Metropolitan Life Insurance Company (MetLife) 200 Park Avenue New York, NY 10017	Fully Insured
The JPMorgan Chase Supplemental Term Life Insurance Plan/502*	Metropolitan Life Insurance Company (MetLife) 200 Park Avenue New York, NY 10017	Metropolitan Life Insurance Company (MetLife) 200 Park Avenue New York, NY 10017	Fully Insured
The JPMorgan Chase Accidental Death and Dismemberment (AD&D) Insurance Plan/502	Metropolitan Life Insurance Company (MetLife) 200 Park Avenue New York, NY 10017	Metropolitan Life Insurance Company (MetLife) 200 Park Avenue New York, NY 10017	Fully Insured
The JPMorgan Chase Business Travel Accident (BTA) Insurance Plan/506	AIG — National Union Fire Insurance Company of Pittsburgh, PA 175 Water Street New York, NY 10038	AIG — National Union Fire Insurance Company of Pittsburgh, PA 175 Water Street New York, NY 10038	Fully Insured
The JPMorgan Chase Long-Term Disability Plan’s Group (LTD)/502	The Prudential Insurance Company of America P.O. Box 13480 Philadelphia, PA 19176	The Prudential Insurance Company of America P.O. Box 13480 Philadelphia, PA 19176	Fully Insured



Plan Name/ Number	Insurer	Payment of Benefits	Type of Administration
The JPMorgan Chase Long-Term Disability Plan's Individual Disability Insurance (IDI)/502	Unum 1 Fountain Square Chattanooga, TN 37402	Unum The Benefits Center P.O. Box 100262 Columbia, SC 29202-3262	Fully-Insured
The JPMorgan Chase Short-Term Disability Plan/548	N/A	Sedgwick Claims Management Services JPMorgan Chase Leave of Absence Service Center P.O. Box 14648 Lexington, KY 40512-4648	Self Insured
The JPMorgan Chase Group Legal Services Plan/502	Hyatt Legal Plans, Inc. 1111 Superior Avenue Cleveland, OH 44114	Hyatt Legal Plans, Inc. 1111 Superior Avenue Cleveland, OH 44114	Fully Insured
The JPMorgan Chase Employee Assistance Program (EAP)/502	Administrator: Cigna Behavioral Health, Inc. Attn: Karen Cierzan, President 11095 Viking Drive, Suite 350 Eden Prairie, MN 55344 Insurer: Cigna Health and Life Insurance Company 900 Cottage Grove Rd. Hartford, CT 06152	Administrator: Cigna Behavioral Health, Inc. Attn: Karen Cierzan, President 11095 Viking Drive, Suite 350 Eden Prairie, MN 55344 Insurer: Cigna Health and Life Insurance Company 900 Cottage Grove Rd. Hartford, CT 06152	Fully-Insured (CA & NV—clinical component only) Pre-Paid Service (all other)
The JPMorgan Chase Health Care Spending Account Plan/510	N/A	See "Contacting the Claims Administrators: Plans Subject to ERISA" on page 384 for names, addresses, and telephone numbers for the Health Care Spending Account Plan	Salary Reduction/ Paid from the general assets of the employer
The JPMorgan Chase Health & Wellness Centers Plan/559	N/A	JPMorgan Chase Medical Director JPMorgan Chase & Co. 270 Park Avenue 11th Floor Mail Code: NY1-K318 New York, NY 10017-2014	Self-Insured
The JPMorgan Chase Back-up Child Care Plan/502	N/A	Bright Horizons Family Solutions 200 Talcott Avenue, South Watertown, MA 02472	Self-Insured

* The JPMorgan Chase Basic Life Insurance Plan and the JPMorgan Chase Supplemental Term Life Insurance Plan are collectively referred to as the "Life Insurance Plan" in this SPD.



Participating Companies

In some cases, affiliates or subsidiaries of JPMorgan Chase have decided to participate in the JPMorgan Chase benefits plans and offer the benefits described in this Guide. These affiliates or subsidiaries are referred to here as “participating companies.” The list may change from time to time, and any company may end its participation in a plan at any time.

- Bear Stearns Asset Management, Inc.
- Chase Bank USA, National Association
- Chase BankCard Services, Inc.
- eCast Settlement Corp
- FNBC Leasing Corporation
- Highbridge Capital Mgmt, LLC
- J.P. Morgan Alternative Asset Management, Inc.
- J.P. Morgan Chase Custody Services, Inc.
- J.P. Morgan Electronic Financial Services, Inc.
- J.P. Morgan Institutional Investments, Inc.
- J.P. Morgan Investment Holdings LLC
- J.P. Morgan Investment Management Inc.
- J.P. Morgan Securities, LLC
- J.P. Morgan Treasury Technologies Corporation
- J.P. Morgan Trust Company of Delaware
- JPMorgan Bank and Trust Company, National Association
- JPMorgan Chase Bank, National Association
- JPMorgan Chase Holding LLC
- JPMorgan Distribution Services, Inc.
- Neovest, Inc.
- Paymentech, LLC
- Security Capital Research & Management, Incorporated
- WePay Inc

Your Rights Under ERISA

The Employee Retirement Income Security Act of 1974 (ERISA) gives you certain rights and protections while you are a participant in the JPMorgan Chase employee benefits plans described in this Guide. It is unlikely you will need to exercise these rights, but it is important that you be aware of what they are.

ERISA provides that all plan participants are entitled to:

- Examine, without charge, at the office of the Plan Administrator, all plan documents including insurance contracts and copies of all documents filed by the plans with the U.S. Department of Labor, such as detailed annual reports (Form 5500 Series).
- Obtain, upon written request to the Plan Administrator, copies of all plan documents and other plan information (for example, insurance contracts, Form 5500 Series, and updated summary plan descriptions). The plan administrator may require reasonable charges for the copies.
- Receive a summary of the plans’ annual financial reports. (The plan administrator is required by law to furnish each participant with a copy of such reports.)
- Continue health care coverage for yourself, your spouse, or your eligible dependents if there is a loss of coverage under the plan because of a qualifying event. You or your dependents may have to pay for such coverage. Review this summary plan description and the documents governing the plan on the rules governing your COBRA continuation coverage rights.

An Important Note

The Dependent Care Spending Account, Transportation Spending Accounts, and Group Personal Excess Liability Insurance Plan are not subject to the provisions of ERISA.



Enforce Your Rights

If your claim for a welfare benefit is denied or ignored, in whole or in part, you have the right to know why this was done, to obtain copies of documents relating to the decision free of charge, and to appeal any denial, all within certain time schedules.

Under ERISA, there are steps you can take to enforce the above rights. For instance:

- If you request a copy of the plans' documents or the latest annual report from the plan administrator and do not receive it within 30 days, you may file suit in a U.S. federal court. In such a case, the court may require the plan administrator to provide the information and pay up to \$110 a day until you receive the materials, unless they were not sent because of reasons beyond the control of the Plan Administrator.
- If you have a claim for benefits that is denied or ignored, in whole or in part, you may file suit in a U.S. state or federal court. In addition, if you disagree with the plan's decision, or lack thereof, concerning the qualified status of a domestic relations order or a medical child support order, you may file suit in federal court.
- If it should happen that the plans' fiduciaries misuse the plans' money, or if you are discriminated against for asserting your rights, you may seek assistance from the U.S. Department of Labor, or you may file suit in a U.S. federal court. The court will decide who should pay court costs and legal fees. If you are successful, the court may order the person you have sued to pay these costs and fees. If you lose, the court may order you to pay these costs and fees, for example, if it finds your claim to be frivolous.

Keep Your Contact Information Current

Active participants are required to update their personal contact information, including mailing address, to receive benefits-related information and correspondence. You can make changes online via My Personal Profile at mpp.jpmorganchase.com. You can also call the accessHR Contact Center. See the *Contacts* section.

About Plan Fiduciaries

The plan "fiduciary" is the individual or organization responsible for plan administration, claims administration, and managing plan assets. The plan fiduciary has a duty to administer the plan prudently and in the best interest of all plan members and beneficiaries.

Prudent Actions by Plan Fiduciaries

In addition to establishing the rights of plan participants, ERISA imposes duties upon the people who are responsible for the operation of the benefits plans. Certain individuals who are responsible for the plans are called "fiduciaries," and they have a duty to administer the plans prudently and in the interest of you, other plan members, and beneficiaries. While participation in these plans does not guarantee your right to continued employment, no one — including your employer or any other person — may terminate you or otherwise discriminate against you in any way to prevent you from obtaining your benefits or exercising your rights under ERISA.

Health Care and Insurance Plans for Active Employees

For each of the following plans that are governed by ERISA, the Plan Administrators delegate fiduciary responsibility for claims and appeals to the claims administrators, and to the Health Care and Insurance Plans Appeals Committee, where that committee is authorized to decide appeals as described in this Guide:

- Medical Plan;
- Prescription Drug Plan;
- Dental Plan;
- Health Care Spending Account Plan;
- Vision Plan;



- Health & Wellness Centers Plan;
- Life and AD&D Insurance Plans;
- Business Travel Accident Insurance Plan;
- Long-Term Disability Plan, including Group LTD and Individual Disability Insurance;
- Short-Term Disability Plan;
- Employee Assistance Program;
- Group Legal Services Plan; and
- Back-Up Child Care Plan.

Assistance with Your Questions

If you have any questions about the JPMorgan Chase Health Care and Insurance Plans for Active Employees, you should contact the accessHR Contact Center. (See the *Contacts* section.) If you have any questions about this statement or about your rights under ERISA, you should contact the nearest Regional Office of the Employee Benefits Security Administration, U.S. Department of Labor, listed in your telephone directory, or:

Division of Technical Assistance and Inquiries
Employee Benefits Security Administration
U.S. Department of Labor
200 Constitution Avenue, N.W.
Washington, DC 20210

You may also obtain certain publications about your rights and responsibilities under ERISA by calling the publications hotline of the Employee Benefits Security Administration or by visiting www.dol.gov/ebsa via the Internet.

You should also contact the Department of Labor if you need further assistance or information about your rights under the Health Insurance Portability and Accountability Act of 1996 (HIPAA), with respect to health benefits that are offered through a group health plan, as well as the remedies available if a claim is denied in whole or in part.

Privacy Information

The privacy of your health information is important to you and to JPMorgan Chase. We are committed to ensuring your personal health information is protected and secure, and that our practices comply with privacy laws, including the Health Insurance Portability and Accountability Act (HIPAA). (For detailed information about HIPAA Privacy Rights, please see “HIPAA Privacy Rights and Protected Health Information” on page 374.) This means that when you complete a Wellness Screening or a Wellness Assessment, participate in any health coaching activities, or receive health care treatment of any kind, your personal health information is not disclosed to anyone, including JPMorgan Chase, without your authorization and except as permitted by HIPAA.

If you are enrolled in the Medical Plan, your health care company will have access to your individual health care and prescription claims data, in addition to the results of your Wellness Screening and Wellness Assessment. A medical professional at your health care company will review the results and may contact you to discuss ways to improve your health. Your health care company maintains the confidentiality of your information in accordance with privacy regulations such as HIPAA.

Similarly, if you have waived coverage under the JPMorgan Chase Medical Plan and you participate in the Wellness Screening and Wellness Assessment, a medical professional at Cigna will review the results and may contact you to discuss ways to improve your health. Cigna will maintain the confidentiality of your information in accordance with privacy regulations such as HIPAA.



If you use a JPMorgan Chase Health & Wellness Center, your personal health information is likewise kept confidential. While the JPMorgan Chase Health & Wellness Centers are staffed with nurses and some doctors who are employed by JPMorgan Chase, they are medical professionals and do not disclose your personal health information to anyone outside the Center without your permission. If you choose to visit one of our onsite Health & Wellness Centers, and/or share your Wellness Screening results or any other health information with staff in the Centers, that information will be kept private and will not be shared with management, Human Resources, or any other individual or group within JPMorgan Chase. For more information, go to **My Health** > Privacy Statement.

HIPAA Privacy Rights and Protected Health Information

JPMorgan Chase is committed to maintaining the highest level of privacy and discretion about your personal compensation and benefits information.

However, federal legislation under the Health Insurance Portability and Accountability Act (HIPAA) legally requires employers—like JPMorgan Chase—to specifically communicate how certain “protected health information” under employee and retiree health care plans may be used and disclosed, as well as how plan participants can get access to their protected health information.

What Is Protected Health Information?

Protected health information is considered to be individually identifiable health information as it relates to the:

- Past, present, or future health of an individual; or
- Health care services or products provided to an individual; or
- Past, present, or future payment for health care services or products.

The information included in this section is a summary of HIPAA privacy regulations. To comply with the law, JPMorgan Chase will distribute to you once every three years, a “Privacy Notice of Protected Health Information Under the JPMorgan Chase Health Care Plans” that describes in detail how your personal health information may be used and your rights with regard to this information.

A copy of the privacy notice is also available at **My Health** or by contacting the accessHR Contact Center at any time to request a paper copy. Under HIPAA, protected health information is confidential, personal, identifiable health information about you that is created or received by a claims administrator (like those under the JPMorgan Chase Medical Plan), and is transmitted or maintained in any form. (“Identifiable” means that a person reading the information could reasonably use it to identify an individual.)

Under HIPAA, the Medical Plan may only use and disclose participants’ protected health information in connection with payment, treatment, and health care operations. In addition, the Medical Plan must restrict access to and use of protected health information by all employees/groups except for those specifically involved in administering the Medical Plan, including payment and health care operations. In compliance with HIPAA, the Medical Plan agrees to:

- Not use or further disclose protected health information other than as permitted or required by law;
- Not use or disclose protected health information that is genetic information for underwriting purposes;
- Ensure that any agents (such as an outside claims administrator) to whom the Medical Plan gives protected health information agree to the same restrictions and conditions that apply to the Medical Plan with respect to this information;
- Not use or disclose the information for employment-related actions and decisions or in connection with any other benefit or employee benefit plan of JPMorgan Chase;
- Notify you if a breach of your protected health information is discovered;
- Report to the JPMorgan Chase HIPAA Privacy Officer any use or disclosure of the information that is inconsistent with the designated protected health information uses or disclosures;



- Obtain your authorization for any use or disclosure of protected health information for marketing, or that is a sale of the protected health information as defined under applicable law;
- Make available protected health information in accordance with individuals' rights to review such personal information;
- Make available protected health information for amendment and incorporate any amendments to protected health information consistent with the HIPAA rules;
- Make available the information required to provide an accounting of disclosures in accordance with the HIPAA rules;
- Make the Medical Plan's internal practices, books, and records relating to the use and disclosure of protected health information received from the claims administrators available to the Secretary of Health and Human Services for purposes of determining the Medical Plan's compliance with HIPAA;
- Return or destroy all protected health information received in any form from the claims administrators. The Medical Plan will not retain copies of protected health information once it is no longer needed for the purpose of a disclosure. An exception may apply if the return or destruction of protected health information is not feasible. However, the Medical Plan must limit further uses and disclosures of this information to those purposes that make the return or destruction of the information infeasible; and
- Request your authorization to use or disclose psychotherapy notes except as permitted by law, which would include for the purposes of carrying out the following treatment, payment or health care operations:
 - Use by the originator of psychotherapy notes for treatment;
 - Use or disclosure by the Medical Plan for its own training program; or
 - Use or disclosure by the Medical Plan to defend itself in a legal action or other proceeding brought by you.

If you believe that your rights under HIPAA have been violated, you can file a complaint with the JPMorgan Chase HIPAA Privacy Officer or with the Secretary of the U.S. Department of Health and Human Services. If you wish to file a HIPAA complaint with the JPMorgan Chase HIPAA Privacy Officer, please contact the Privacy Officer for the JPMorgan Chase Health Care Plans in writing at this address:

HIPAA Privacy Officer for the JPMorgan Chase Health Care Plans
JPMorgan Chase Corporate Benefits
4041 Ogletown Road, Floor 02
Newark, DE, 19713-3159
Mail Code: DE6-1470

Claims Related to Eligibility to Participate in the Plans and Plan Operations

This section provides information about the claims and appeals process for questions relating to eligibility to participate in the plans, such as whether you meet the requirements of employees/dependents/beneficiaries who are allowed to obtain benefits under the plans, and whether you are eligible for Medical Reimbursement Account (MRA) funds. In addition, if, with respect to the plans subject to ERISA, you have a type of claim that is not otherwise described in this Guide, including claims related to general plan operations or Section 510 of ERISA, you must file your claim in accordance with this section. For information on filing claims for benefits, please see "Claiming Benefits: Plans Subject to ERISA" beginning on page 377.

In addition, for appeals relating to eligibility to participate in the Short-Term Disability Plan, the plan administrator delegates responsibility to decide the appeals to the Short-Term Disability Plan Appeals Committee.



Help Pursuing Claims for Eligibility

You may authorize someone else to pursue claim information on your behalf. If you would like to designate an authorized representative for claims related to eligibility to participate in a plan, please contact the accessHR Contact Center.

How to File This Type of Claim and What You Can Expect

For questions about eligibility to participate in the Health Care and Insurance Plans for Active Employees and to receive benefits or about general plan operations, please contact the accessHR Contact Center. (See the *Contacts* section.)

For the plans that are subject to ERISA, if you are not satisfied with the response, you may file a written claim with the appropriate plan administrator at the address provided in “General Information” on page 367. The plan administrator will assign your claim for a determination. You must file your claim within 90 days of the event giving rise to your claim. You will receive a written decision within 90 days of receipt of your claim. Under certain circumstances, this 90-day period may be extended for an additional 90 days if special circumstances require extra time to process your request. In this situation, you will receive written notice of the extension and the reasons for it, as well as the date by which a decision is expected to be made, before the end of the initial 90-day period. If the extension is required because of your failure to submit information necessary to decide the claim, the period for making the determination will begin as of the date you submit the additional information, assuming it is provided in a timely fashion.

If Your Claim Is Denied

If you receive a notice that your claim has been denied, either in full or in part, the notice will explain the reason for the denial, including references to specific plan provisions on which the denial was based. If your claim was denied because you did not furnish complete information or documentation, the notice will state the additional materials needed to support your claim. The notice will also tell you how to request a review of the denied claim and the time limits applicable to those procedures.

To appeal a denial of the type of claims described in this section for any of the Health Care and Insurance Plans for Active Employees, you must submit a written request for appeal of your claim to the appropriate plan administrator within 60 days after receiving the notice of denial. In connection with your appeal, you may submit written comments, documents, records, or other information relevant to your claim. In addition, you will be provided, upon written request and free of charge, with reasonable access to (and copies of) all documents, records, and other information relevant to your claim. The plan administrator for the Business Travel Accident Insurance Plan will decide your appeal under that plan. The plan administrator for the Short Term Disability Plan will decide appeals under that plan. The Health Care and Insurance Plans Appeals Committee is delegated responsibility for deciding appeals under all other Health Care and Insurance Plans for Active Employees.

In most cases, a decision will be made within 60 days after you file your appeal. But if special circumstances require an extension of time for processing, and you are notified that there will be a delay and the reasons for needing more time, there will be an extension of up to 60 days for deciding your appeal. If an extension is necessary because you did not submit enough information to decide your appeal, the timing for making a decision about your appeal is stopped from the date the plan administrator sends you an extension notification until the date that you respond to the request for additional information, assuming your response comes within a reasonable time frame.

Once a decision is reached, you will be notified in writing of the outcome. If an adverse benefit determination is made on review, the notice will include the specific reasons for the decision, with references to specific plan provisions on which it is based.

If you would like to file a court action after your appeal, please see “Filing a Court Action” on page 384, which sets forth the rules that will apply.



Claiming Benefits: Plans Subject to ERISA

This section explains the benefits claims and appeals process for the benefits of the JPMorgan Chase Health Care and Insurance Plans for Active Employees that are subject to the Employee Retirement Income Security Act of 1974 (ERISA). It includes detailed information about what happens at each step in the process and includes important timing requirements. This section also includes information about each plan’s “fiduciary” and contact information. See “About Plan Fiduciaries” on page 372_ and “Contacting the Claims Administrators: Plans Subject to ERISA” on page 384. For claims relating to eligibility questions or claims, please see “Claims Related to Eligibility to Participate in the Plans and Plan Operations” on page 375.

Please Note: Any claims or appeals that are related to a disability will be handled in accordance with the Department of Labor regulations found in Code 29 section 2560. This section of the Code provides certain procedural protections and safeguards for disability benefit claims. For example, the regulations require that disability claimants receive a clear explanation of why their claim was denied and of their rights to appeal a claim denial. It also allows claimants to review and respond during the course of an appeal to any new or additional evidence that the Plan relied on in connections with the claim.

An Important Reminder

The Dependent Care Spending Account, Transportation Spending Accounts, and Group Personal Excess Liability Insurance Plan are not subject to the provisions of ERISA described in this section. For information about those plans, please see “Contacting the Claims Administrators: Plans Not Subject to ERISA” beginning on page 387.

Help Pursuing Claims

You may authorize someone else to pursue claim information on your behalf. If you do so, you must notify the claims administrator in writing of your choice of an authorized representative.

For the Medical, Dental, and Vision Plans, your claims administrator will provide you with a HIPAA (Health Insurance Portability and Accountability Act of 1996) consent form that you must use to specify the extent to which your personal representative is authorized to act on your behalf. This form must be on file with your claims administrator prior to any action by your personal representative.

Steps in the Benefits Claims and Appeals Process

Step 1: Filing Your Initial Claim for Benefits

In general, when you file a claim for benefits, it is paid according to the provisions of the specific benefits plan. There are different timing requirements for different plans, as outlined in the following table. For all initial benefits claims, please contact the appropriate claims administrator for the plan. See “Contacting the Claims Administrators: Plans Subject to ERISA” on page 384.

Plan/Option	Appropriate Claims Administrator	Timing for Filing Your Initial Claim
Medical Plan*, including the Medical Reimbursement Account	Claims administrator for your Medical Plan option	No later than December 31 of the year after the year in which services were provided. Please contact your claims administrator for more information.
Prescription Drug Plan	CVS Caremark	
Dental Plan*	Claims administrator for your Dental Plan option	



Plan/Option	Appropriate Claims Administrator	Timing for Filing Your Initial Claim
Vision Plan*	FAA/EyeMed Vision Care	
Health Care Spending Account	Claims administrator for your Health Care Spending Account	March 31 of the year following the year for which the expense is incurred.
Life Insurance Plan	Metropolitan Life Insurance Company (MetLife)**	There is no time limit to file a claim after a covered individual passes away.
AD&D Insurance Plan	Metropolitan Life Insurance Company (MetLife)	Within 90 days following the date of an employee's loss.
Business Travel Accident Insurance Plan	AIG-National Union Fire Insurance Company of Pittsburgh, PA	Within 20 days after an employee's loss, or as soon as reasonably possible thereafter.
Group Long-Term Disability	The Prudential Insurance Company of America	Within 272 days (nine months) following the start of the disability***.
Individual Disability Insurance	Unum	Within 30 days following the start of the disability.
Short-Term Disability Plan	Sedgwick	Within 30 days of first day of absence from work.
Group Legal Services Plan****	Hyatt Legal Plans, Inc.	No later than December 31 of the year following the year in which services were provided.
Employee Assistance Program	Cigna Behavioral Health, Inc. Insured (CA & NV residents): Cigna Health and Life Insurance Company	Within 90 days from date of service.
Health & Wellness Centers Plan	JPMorgan Chase Medical Director JPMorgan Chase & Co. 270 Park Avenue, 11th Floor Mail Code: NY1-K318 New York, NY 10017-2014?	No later than December 31 of the year following the year in which services were provided.
Back-up Child Care Plan	Bright Horizons Family Solutions 200 Talcott Avenue, South Watertown, MA 02472	Within 60 days from the date of service.

* Generally, in-network claims filing is performed by the physician or care provider.

** Please note that MetLife has sole responsibility and discretion to resolve any issues regarding beneficiary designations.

*** In certain circumstances, the time limit to file a claim may be up to 637 days (one year and nine months) following the start of the disability. The time limit may be even longer if the employee lacks legal capacity to file a claim earlier.

**** Generally, in-network services are filed by the Group Legal plan attorney.

Life Insurance Claims & Appeals

Life insurance claims and appeals are divided between two parties.

- The plan administrator handles all eligibility and other administrative decisions concerning your life insurance benefits.
- MetLife is primarily responsible for determining your beneficiaries. If you submit a claim/appeal regarding a beneficiary designation to the Plan Administrator, it will be re-rerouted to MetLife.



Step 2: Receiving Notification from the Claims Administrator/Plan Administrator if an Initial Claim for Benefits Is Denied

If an initial claim for benefits is denied, the claims administrator or plan administrator will notify you within a “reasonable” period, not to exceed the time frames outlined in the following table.

Under certain circumstances, the claims administrator or Plan Administrator, as applicable, is allowed an extension of time to notify you of a denied benefit.

Please Note: If an extension is necessary because you did not submit necessary information needed to process your health care claim or life and AD&D insurance claim, the timing for making a decision about your claim is stopped from the date the claims administrator or plan administrator sends you an extension notification until the date that you respond to the request for additional information. You generally have 45 days from the date you receive the extension notice to send the requested information to the claims administrator or Plan Administrator.

What Qualifies as a “Denied Benefit”?

A “denied benefit” is any denial, reduction, or termination of a benefit, or a failure to provide or make a payment, in whole or in part, for a benefit. In addition, a benefit may be denied if you didn’t include enough information with your initial claim.

Plan/Option	Timing for Notification of a Denial of Benefits Claim
Medical Plan, Prescription Drug Plan, Dental Plan, Vision Plan, Health Care Spending Account, Employee Assistance Program, and Health & Wellness Centers	<ul style="list-style-type: none"> As soon as reasonably possible but no more than 72 hours for claims involving urgent care, where the life of a claimant could be jeopardized (may be oral, with written confirmation within three days). Please Note: You must be notified if your claim is approved or denied. 15 days for pre-service claims, where approval is required before receiving benefits, plus one 15-day extension because of matters beyond the plan’s control. 30 days for post-service claims, where the claim is made after care is received, plus one 15-day extension because of matters beyond the plan’s control.
Life Insurance Plan	60 days to make a determination once all claim information has been submitted, plus one extension
AD&D Insurance Plan	45 days, plus one 45-day extension for matters beyond the plan’s control.
Business Travel Accident Insurance Plan	90 days, plus one 90-day extension for matters beyond the plan’s control
Group Long-Term Disability	45 days, plus two 30-day extensions for matters beyond the plan’s control.
Individual Disability Insurance	45 days
Short-Term Disability Plan	45 days, with 2-day extensions
Group Legal Services Plan	30 days, with no extensions
Back-up Child Care Plan	90 days, plus one 90-day extension for matters beyond the plan’s control

Please Note: Concurrent care claims are claims for which the plan has previously approved a course of treatment over a period of time or for a specific number of treatments, and the plan later reduces or terminates coverage for those treatments. Concurrent care claims may fall under any of the other steps in the claims appeal process, depending on when the appeal is made. However, the plan must give you sufficient advance notice to appeal the claim before a concurrent care decision takes effect.



The Explanation You'll Receive from the Claims Administrator/Plan Administrator in the Case of a Denied Benefit

If your initial claim is denied, the claims administrator or plan administrator is legally required to provide an explanation for the denial, which will include the following:

- The specific reason(s) for the denial;
- References to the specific plan provisions on which the denial is based;
- A description of any additional material or information needed to process your claim and an explanation of why that material or information is necessary; and
- A description of the plan's appeal procedures and time limits, including a statement of your right to bring a civil action under Section 502(a) of ERISA after, and if, your appeal is denied.

If your claim is for the Medical Plan, the explanation must also include:

- If the benefit was denied based on a medical necessity, an experimental or unproven treatment, or similar exclusion or limit, either an explanation of the scientific or clinical judgment for the denial applying the terms of the plan to your medical circumstances, or a statement that such explanation will be provided free of charge upon request.
- Any internal rule, guideline, protocol, or other similar criterion relied upon in making the benefit denial, or a statement that a copy of this information will be provided free of charge upon request. This requirement also applies to denials under the Short-Term Disability Plan and the Long-Term Disability Plan, including the Individual Disability Insurance.

Step 3: Filing an Appeal to the Claims Administrator/Plan Administrator if an Initial Claim for Benefits Is Denied

If you have filed a claim for benefits and your claim is denied, you have the right to appeal the decision. JPMorgan Chase is not involved in deciding appeals for any denied benefit claim under the:

- Medical Plan, including Prescription Drug Plan
- Preferred Dentist Program (PDP); Dental Plan Dental Maintenance Organization (DMO) Option; and Dental Health Maintenance Organization (DHMO) Option;
- Vision Plan;
- Health Care Spending Account;
- Long-Term Disability Plan, including Group LTD and Individual Disability Insurance;
- Short-Term Disability Plan;
- Life and AD&D Insurance Plans;
- Business Travel Accident Insurance Plan;
- Back-Up Child Care Plan
- Group Legal Services Plan; and
- Employee Assistance Program.

The plan administrators delegate all fiduciary responsibility and decisions about a claim for a denied benefit under these plans to the applicable claims administrator.

Under certain plans, final appeals for denied claims will be heard by a review panel that is independent of both the company and the Medical Plan claims administrators. The independent review panel will hear appeals for the following plans:

- Medical Plan;
- Prescription Drug Plan; and
- Health & Wellness Centers Plan.



Please Note: Appeals related to denied claims under the Short-Term Disability Plan are determined by Sedgwick. Employees who work in New Jersey have the right to appeal to the Division of Temporary Disability Insurance for the State Temporary Disability Insurance portion of the JPMorgan Chase Short Term Disability Plan. You have one year from the date your disability began to file this appeal.

Send your written appeal to:

Division of Temporary Disability Insurance Private Plan Operations
Claims Review Unit
P.O. Box 957
Trenton, NJ 08625-0957
Telephone: (609) 292-6135

If your initial claim for benefits is denied, you — or your authorized representative — may file an appeal of the decision with the applicable claims administrator or plan administrator within the time frames indicated below, after receipt of the claim denial.

Plan	Timing for Filing an Appeal of a Denial of Benefits Claim
Medical Plan and Prescription Drug Plan	180 days
Dental Plan	
Vision Plan	
Health Care Spending Account	
Long-Term Disability, including Individual Disability Insurance	
Short-Term Disability Plan	
Business Travel Accident Insurance Plan	
Employee Assistance Program	
Health & Wellness Centers Plan	60 days
Life and AD&D Insurance Plans	
Group Legal Services Plan	180 days
Back-up Child Care Plan	

In your appeal, you have the right to:

- Submit written comments, documents, records, and other information relating to your claim.
- Request, free of charge, reasonable access to, and copies of, all documents, records, and other information that:
 - Was relied upon in denying the benefit.
 - Was submitted, considered, or generated in the course of denying the benefit, regardless of whether it was relied on in making this decision.
 - Demonstrates compliance with the administrative processes and safeguards required in denying the benefit.
 - For health care: constitutes a policy statement or plan guideline concerning the denied benefit regardless of whether the policy or guideline was relied on in denying the benefit.



If your appeal is for health care, you also have the right to receive:

- A review that does not defer to the initial benefit denial and that is conducted by someone other than the person who made the denial or that person’s subordinate.
- For a denied benefit based on medical judgment (including whether a particular treatment, drug, or other item is experimental or unproven), a review in which the plan fiduciary/claims administrator consults with a health care professional who has appropriate training and experience in the field of medicine involved in the medical judgment, and who was not consulted in connection with the initial benefits denial, nor the subordinate of this person.
- The identification of medical or vocational experts whose advice was obtained in connection with denying the benefit, regardless of whether the advice was relied on in making this decision.
- In the case of an urgent care claim where the life of a claimant could be jeopardized, an expedited review process in which:
 - You may submit a request (orally or in writing) for an expedited appeal of a denied benefit.
 - All necessary information, including the decision on your appeal, will be transmitted between the plan fiduciary/claims administrator and you by telephone, facsimile, or other available similarly prompt method.

Step 4: Receiving Notification from the Claims Administrator/Plan Administrator if Your Appeal Is Denied

If your appeal is subsequently denied, the claims administrator, plan administrator, or Short-Term Disability Plan Appeals Committee is legally required to notify you in writing of this decision within a “reasonable” period of time according to the time frames outlined in the following table.

Plan/Option	Timing for Notification of a Denial of Benefits Claim
Medical Plan, Prescription Drug Plan, Dental Plan, Vision Plan, Health Care Spending Account, Employee Assistance Program, and Health & Wellness Centers	<ul style="list-style-type: none"> • As soon as reasonably possible but no more than 72 hours for claims where the life of a claimant could be jeopardized (urgent care) • 15 days where approval is required before receiving benefits (pre-service claims) • 30 days where the claim is made after care is received (post-service claims)
Group Long-Term Disability	<ul style="list-style-type: none"> • 45 days, plus one 45-day extension for matters beyond the plan’s control.
Individual Disability Insurance	<ul style="list-style-type: none"> • 45 days, plus one 45-day extension for matters beyond the plan’s control.
Short-Term Disability Plan	<ul style="list-style-type: none"> • 45 days, plus one 45-day extension for matters beyond the plan’s control.
Life Insurance Plan	<ul style="list-style-type: none"> • 60 days to review and make a determination once all the information has been submitted plus one extension
AD&D Insurance Plan	45 days, plus one 45-day extension for matters beyond the plan’s control
Business Travel Accident Insurance Plan	The decision on appeal will be made on the date of the next meeting of the claims administrator’s appeal committee, subject to extensions permitted by law
Group Legal Services Plan	60 days



Plan/Option	Timing for Notification of a Denial of Benefits Claim
Back-up Child Care Plan	45 days, plus one 60-day extension for matters beyond the plan's control

The claims administrator or the plan administrator is allowed to take an extension to notify you of a denied appeal under certain circumstances. If an extension is necessary, the claims administrator or plan administrator will notify you before the end of the original notification period. This notification will include the reason(s) for the extension and the date the claims administrator or the plan administrator expects to provide a decision on your appeal for the denied benefit. **Please Note:** If an extension is necessary because you did not submit enough information to decide your appeal, the time frame for decisions is stopped from the date the claims administrator or the plan administrator sends you an extension notification until the date that you respond to the request for additional information.

The Explanation You'll Receive from the Claims Administrator/Plan Administrator in the Case of a Denied Benefit

If an appeal is denied, the claims administrator or plan administrator is legally required to provide an explanation for the denial, which will include the following:

- The specific reason(s) for the denial;
- References to the specific plan provisions on which the denial is based;
- A statement that you're entitled to receive, upon request and free of charge, reasonable access to, and copies of, all documents, records, and other information relevant to your claim for benefits; and
- A statement describing any appeal procedures offered by the plan and your right to obtain the information about such procedures, and a statement of your right to bring a civil action under ERISA.

If your appeal is for Medical Plan, the explanation must also include:

- If the benefit was denied based on a medical necessity, experimental, or unproven treatment, or similar exclusion or limit, either an explanation of the scientific or clinical judgment for the denial applying the terms of the plan to your medical circumstances, or a statement that such explanation will be provided free of charge upon request.
- A description of the expedited review process for urgent care claims in the Medical Plan, where the life of the claimant could be jeopardized.
- Any internal rule, guideline, protocol, or other similar criterion relied upon in making the benefit denial, or a statement that a copy of this information will be provided free of charge upon request in the Medical Plan.

The health care plans generally require two levels of appeal, which you must complete if you would like to pursue your claim further.

The Group Long Term Disability coverage under the LTD Plan permits a voluntary second appeal. You must file the voluntary second appeal within 180 days after the denial of the first appeal. The insurer of the coverage, Prudential Insurance Company, can provide additional information about the voluntary second appeal.

Step 5: Receiving a Final Appeal by an Independent Review Panel

If your appeal of a benefits claim is denied, your final appeal for coverage will be heard by a review panel that is independent of both the company and the Medical Plan claims administrators. The independent review panel will hear appeals for the following plans:

- Medical Plan;
- Prescription Drug Plan; and
- Health & Wellness Centers Plan.



The independent review panel hears only appeals that involve medical judgment or a rescission of coverage; the panel does not hear appeals about eligibility to participate in a plan or legal interpretation of a plan that does not involve medical judgment.

Filing a Court Action

If an appeal under a plan subject to ERISA is denied (in whole or in part), you may file suit in a U.S. federal court. If you are successful, the court may order the defending person or organization to pay your related legal fees. If you lose, the court may order you to pay these fees (for example, if the court finds your claim frivolous). You may contact the U.S. Department of Labor or your state insurance regulatory agency for information about other available options.

If you bring a civil action under ERISA, you must start the action by the earlier of: (i) one year after the date of the denial of your final appeal; or (ii) three years after the date when your initial claim should have been filed, regardless of any state of federal statutes relating to limitations of actions. For the health plans, you cannot file a suit unless you have completed two appeals, if required by the claims administrators.

Contacting the Claims Administrators: Plans Subject to ERISA

This section provides specific contact information for each benefit plan covered by ERISA.

For contact information for the plans that are not subject to ERISA (which include the Dependent Care Spending Account, Transportation Spending Accounts, and Group Personal Excess Liability Insurance Plan), please see "Contacting the Claims Administrators: Plans Not Subject to ERISA" on page 387.

Generally for all health care and insurance plans, questions related to general plan administration and eligibility to participate in the plans can be addressed by the accessHR Contact Center. (See the *Contacts* section.)

For questions related to plan interpretation, filing initial claim, benefit provision under the plan, payment of benefits, or denial of benefits, please refer to the appropriate claims administrator for each benefit plan, as listed below.

Medical Plan Claims Administrators	
Medical Plan	
Cigna	Cigna P.O. Box 182223 Chattanooga, TN 37422-7223 800-790-3086
UnitedHealthcare	UnitedHealthcare P.O. Box 740809 Atlanta, GA 30374 800-272-8970
Prescription Drug Plan*	CVS Caremark Attention: Claims Department P.O. Box 52196 Phoenix, AZ 85072-2196 866-209-6093



Medical Plan Claims Administrators

Expatriate Medical Option*

Cigna Global Health Benefits
 P.O. Box 15050
 Wilmington, DE 19850-5050
 800-390-7183
 302-797-3644 (if calling from outside the U.S.)

* Options marked with an asterisk are self-insured. All other options are fully insured.

Dental Plan Claims Administrators

Preferred Dentist Program (PDP)*

MetLife Dental
 P.O. Box 981282
 El Paso, TX 79998-1282
 888-673-9582

Dental Maintenance Organization (DMO) Option

Aetna, Inc.
 P.O. Box 14094
 Lexington, KY 40512
 (800) 741-4781

Dental Health Maintenance Organization (DHMO) Option

Cigna Dental Health
 P.O. Box 188045
 Chattanooga, TN 37422-8045
 (800) 790-3086

Expatriate Dental Option*

Cigna International
 JPMorgan Chase Dedicated Service Center
 P.O. Box 15050
 Wilmington, DE 19850-5050
 (800) 390-7183
 (302) 797-3644 (if calling from outside the U.S.)

* Options marked with an asterisk are self-insured. All other options are fully insured.

Other Health Care and Insurance Plans Subject to ERISA

Plan

Contact

Vision Plan

FAA/EyeMed Vision Care
 P.O. Box 8504
 Mason, OH 45040-7111
 (833) 279-4363

Health Care Spending Accounts

Refer to the same provider that you selected for your Medical Plan coverage. If you waived Medical Plan coverage, contact Cigna.
 Cigna
 P.O. Box 182223
 Chattanooga, TN 37422-7223
 (800) 790-3086
 UHC Health Care Account Service Center
 P.O. Box 981506
 El Paso, TX 79998-1506
 (800) 331-0480

Back-Up Child Care Plan

Bright Horizons Family Solutions
 200 Talcott Avenue, South
 Watertown, MA 02472



Other Health Care and Insurance Plans Subject to ERISA	
Plan	Contact
Health & Wellness Centers Plan	JPMorgan Chase Medical Director JPMorgan Chase & Co. 270 Park Avenue, 11th Floor Mail Code: NY1-K318 New York, NY 10017-2014
Group Long-Term Disability	The Prudential Insurance Company of America P.O. Box 13480 Philadelphia, PA 19176 (877) 361-4778
Individual Disability Insurance	Unum The Benefits Center P.O. Box 100262 Columbia, SC 29202-3262 (888) 226-7959
Short-Term Disability Plan*	Sedgwick Claims Management Services JPMorgan Chase Leave of Absence Service Center P.O. Box 14648 Lexington, KY 40512-4648 (888) 931-3100
Life and AD&D Insurance Plans	Metropolitan Life Insurance Company (MetLife) 200 Park Avenue New York, NY 10017 (800) MET-LIFE ((800) 638-5433)
Business Travel Accident Insurance Plan	AIG – National Union Fire Insurance Company of Pittsburgh, PA Accident & Health Claims Department P.O. Box 25987 Shawnee Mission, KS 66225-5987 (800) 551-0824
Group Legal Services Plan	Hyatt Legal Plans, Inc. 1111 Superior Avenue Cleveland, OH 44114 (800) 821-6400
Employee Assistance Program	Cigna Behavioral Health, Inc. Attn: Karen Cierzan, President 11095 Viking Drive, Suite 350 Eden Prairie, MN 55344 Insurer: Cigna Health and Life Insurance Company 900 Cottage Grove Rd. Hartford, CT 06152

* Options marked with an asterisk are self-insured. All other options are fully insured.



Contacting the Claims Administrators: Plans Not Subject to ERISA

Plans that are not subject to ERISA include the Dependent Care Spending Account, Transportation Spending Accounts, and Group Personal Excess Liability Insurance Plan.

Although these plans are not subject to the claims process described under “Claiming Benefits: Plans Subject to ERISA” on page 377, you can always contact the claims administrator listed for each plan with questions about the eligibility of an expense for reimbursement, payment of benefits, or denial of plan benefits. For claims relating to questions of eligibility for benefits under the plans and how the plans operate, please see “Claims Related to Eligibility to Participate in the Plans and Plan Operations” on page 375.

For questions related to plan interpretation, filing initial claim, benefit provisions under the plan, payment of benefits, or denial of benefits, please refer to the appropriate claims administrator for the benefit plan, as listed below.

Plan	Contact
Dependent Care Spending Accounts	Refer to the same provider that you selected for your Medical Plan coverage. If you waived Medical Plan coverage, contact Cigna. Cigna P.O. Box 188061 Chattanooga, TN 37422-8061 (800) 790-3086 UHC Dependent Care Service Center P.O. Box 981506 El Paso, TX 79998-1506
Transportation Spending Accounts	WageWorks P.O. Box 14053 Lexington, KY 40511 (877) 924-3967
Group Personal Excess Liability Insurance Plan	Arthur J. Gallagher & Co. 2 Westchester Park Drive, 3rd Floor White Plains, NY 10604-3408 (866) 631-4630



If You Are Covered by More Than One Health Care Plan

The JPMorgan Chase medical and dental plans (including the plans for expatriates) all have provisions to ensure that payments from all of your group health care plans don't exceed the amount the JPMorgan Chase plans would pay if they were your only coverage.

The rules described here apply to the JPMorgan Chase plans. The following rules do not apply to any private, personal insurance you may have.

Non-Duplication of Benefits

The JPMorgan Chase health care plans do not allow for duplication of benefits. If you and your eligible dependents are covered under more than one group plan, the primary plan (the one responsible for paying benefits first) needs to be determined. The non-duplication provisions of the JPMorgan Chase health care plans will ensure that, in total, you receive benefits up to what you would have received with the JPMorgan Chase plans as your only source of coverage (but not in excess of that amount), based on the primary carrier's allowable amount.

A summary of coordination rules (that is, how JPMorgan Chase coordinates coverage with another group plan to ensure non-duplication of benefits) follows. If you have questions, please contact your health care company for help. (Please see contact information in the *Contacts* section.)

Here's an example of how the JPMorgan Chase health care plans coordinate benefits with other group health care plans:

- Assume your spouse/domestic partner has a necessary covered procedure with a reasonable and customary (R&C) charge of \$100 after meeting any deductible.
- If your spouse/domestic partner's plan (which we'll assume is primary) pays 70% for that procedure, your spouse/domestic partner will receive a \$70 benefit (70% of \$100).
- Also assume that your JPMorgan Chase health care plan (which we'll assume is your spouse/domestic partner's secondary coverage and that the deductible has already been satisfied)—would pay 80% for this necessary procedure. In this case, your spouse/domestic partner normally would receive an \$80 benefit (80% of \$100) from the JPMorgan Chase plan.
- Since your spouse/domestic partner already received \$70 from his or her primary plan, he or she would receive the balance (\$10) from the JPMorgan Chase plan.
- If, however, your JPMorgan Chase plan considered the R&C charge to be \$80, no additional benefit would be payable, as the JPMorgan Chase plan would pay 80% of \$80, or \$64. As that amount would have already been paid by your spouse/domestic partner's plan, no additional benefit would be payable from the JPMorgan Chase plan.

Determining Primary Coverage

To determine which health care plan pays first as the primary plan, here are some general guidelines:

- If you are enrolled in the JPMorgan Chase plan and another plan and your other health care plan doesn't have a coordination of benefits provision, that plan will be considered primary, and it will pay first for you and your covered dependents.
- If your covered dependent has a claim, the plan covering your dependent as an employee or retiree will be considered primary to this plan.
- If your claim is for a covered child who is enrolled in coverage under both parents' plans, the plan covering the parent who has the earlier birthday in a calendar year (based on the month and date of birthday only, not the year) will be considered primary. In the event of divorce or legal separation, and in the absence of a qualified medical child support order, the plan covering the parent with court-



decreed financial responsibility will be considered primary for the covered child. If there is no court decree, the plan of the parent who has custody of the covered child will be considered primary for the covered child. (Please see “Qualified Medical Child Support Orders” in the *Health Care Participation* section.)

- If payment responsibilities are still unresolved, the plan that has covered the claimant the longest pays first.

After it is determined which plan is primary, you'll need to submit your initial claim to that plan.

After the primary plan pays benefits (up to the limits of its coverage), you can then submit the claim to the other plan (the secondary plan) to consider your claim for any unpaid amounts. You'll need to include a copy of the written Explanation of Benefits from your primary plan.

Coordination with Medicare

Medicare is a national health insurance program administered by the Centers for Medicare and Medicaid Services (CMS). It generally provides coverage for Americans ages 65 and older. It also provides coverage to younger people with a qualifying disability. As long as you remain an active employee with JPMorgan Chase, your JPMorgan Chase coverage will be primary, and any Medicare coverage for you will be secondary. Additionally, any covered dependents who become eligible for Medicare, while you remain an active employee, will also have JPMorgan Chase coverage as primary.

- While you remain an active JPMorgan Chase employee, the JPMorgan Chase health care plans will be primary for you and your covered dependents unless those dependents have primary coverage elsewhere. If your covered dependents have primary coverage elsewhere, those claims will be considered by that primary coverage first, JPMC coverage will be secondary and Medicare will consider claims for those health care expenses tertiary (third) Even if you work past age 65 and you and/or a covered spouse/domestic partner enroll in Medicare, the JPMorgan Chase plans will consider claims for your health care expenses before Medicare while you are an active employee.
- When you are no longer an active JPMC employee or are receiving LTD benefits, Medicare coverage will be primary for the Medicare enrolled individual. JPMC coverage will be terminated upon Medicare eligibility and coverage in Medicare plans is available from Via Benefits. Please see “You Work Past Age 65” in the *What Happens If* section.

Right of Recovery

If the JPMorgan Chase plan provides benefits to you or a covered dependent that are later determined to be the legal responsibility of another person or company, the JPMorgan Chase plans have the right to recover these payments from you or from the person or company who is determined to be legally responsible. Assignment of your claim to a third party does not exempt you from your responsibility for repaying the plan. You must notify the JPMorgan Chase plan promptly of any circumstance in which a third party may be responsible for compensating you with respect to an illness or injury that results in the JPMorgan Chase plan making payments on your behalf.

Subrogation of Benefits

The purpose of the JPMorgan Chase health care plans is to provide benefits for eligible health care expenses that are not the responsibility of any third party. The JPMorgan Chase plans have the right to recover from any third party responsible for compensating you with respect to an illness or injury that results in the JPMorgan Chase plans making payments on your behalf or on behalf of a covered dependent. This is known as subrogation of benefits. The following rules apply to the plan's subrogation of benefits rights:

- The JPMorgan Chase plans have first priority from any amounts recovered from a third party for the full amount of benefits the plans have paid on your behalf, regardless of whether you are fully compensated by the third party for your losses.
- You agree to help the JPMorgan Chase plans use this right when requested.



- If you fail to help the JPMorgan Chase plans use this right when requested, the plans may deduct the amount the plans paid from any future benefits payable under the plans.
- The JPMorgan Chase plans have the right to take whatever legal action they deem appropriate against any third party to recover the benefits paid under the plans.
- If the amount you receive as a recovery from a third party is insufficient to satisfy the JPMorgan Chase plans' subrogation claim in full, the plans' subrogation claim shall be first satisfied before any part of a recovery is applied to your claim against the third party.
- The JPMorgan Chase plans are not responsible for any attorney fees, attorney liens, or other expenses you may incur without the plans' prior written consent. The "common fund" doctrine does not apply to any amount recovered by any attorney you retain regardless of whether the funds recovered are used to repay benefits paid by the plans.

If you receive a subrogation request and have questions, please contact your health care company (see contact information in the *Contacts* section).

Right of Reimbursement

In addition to their subrogation rights, the JPMorgan Chase health care plans are entitled to reimbursements from a covered person who receives compensation from any third parties (other than family members) for health care expenses that have been paid by the plans. The following rules apply to the plans' right of reimbursement:

- You must reimburse the JPMorgan Chase plans in first priority from any recovery from a third party for the full amount of the benefits the plan paid on your behalf, regardless of whether you are fully compensated by the third party for your losses.
- Regardless of any allocation or designation of your recovery made in a settlement agreement or court order, the JPMorgan Chase plans shall have a right of full reimbursement, in first priority, from the recovery.
- You must hold in trust for the benefit of the JPMorgan Chase plans the gross proceeds of a recovery, to be paid to the plans immediately upon your receipt of the recovery. You must reimburse the plans, in first priority and without any set-off or reduction for attorney fees or other expenses. The "common fund" doctrine does not apply to any funds recovered by any attorney you retain, regardless of whether the funds recovered are used to repay benefits paid by the plans.
- If you fail to reimburse the JPMorgan Chase plans, the plans may deduct any unsatisfied portion of the amount of benefits the plans have paid or the amount of your recovery from a third party, whichever is less, from future benefits payable under the plans.

If you fail to disclose the amount of your recovery from a third party to the JPMorgan Chase plans, the plans shall be entitled to deduct the full amount of the benefits the plans paid on your behalf from any future benefits payable under the plans.



Special Notice for Employees Who Have Been Rehired by JPMorgan Chase

If your employment has been reinstated with JPMorgan Chase (that is, you have been rehired within 31 days of your employment termination date or your coverage termination date), your coverage for certain benefits under the JPMorgan Chase U.S. Benefits Program may be affected, as highlighted in the following chart:

Medical (including Medical Reimbursement Account), Dental, and Vision Plans	You and your dependents will be assigned the same coverage you had before your coverage termination date. Please Note: If you are a retired employee when rehired, you must take active employee coverage and discontinue any retiree coverage you may have elected.
Health Care Spending Account	Your previously elected annual contribution amount will be reinstated and prorated accordingly for the balance of the plan year. Please Note: Expenses incurred during your break in service are not eligible for reimbursement, unless you elected to make after-tax contributions under COBRA.
Dependent Care Spending Account	Your previously elected annual contribution amount will be reinstated and prorated accordingly for the balance of the plan year. Please Note: Expenses incurred during your break in service are not eligible for reimbursement.
Transportation Spending Accounts (Transit/Parking)	There are no reinstatement provisions for these accounts. You will need to make a new enrollment election upon your date of hire.
Life Insurance Plan	You and your dependents will be assigned the same coverage amount in effect before your termination date.
Accidental Death and Dismemberment (AD&D) Insurance Plan	You and your dependents will be assigned the same coverage amount in effect before your termination date.
Group Personal Excess Liability Insurance Plan	You will be assigned the same coverage in effect before your termination date.
Group Legal Services Plan	You will be assigned the same coverage in effect before your termination date.

Please Note: If you are rehired after 31 days of your termination date, you will need to make new benefits elections for all plans for which you would like to participate.



Contacts

Effective 1/1/19

My Health, My Rewards and the accessHR Contact Center for More Information

My Health

In addition to the provider resources noted below, **My Health** provides one-stop access to all your Medical Plan, prescription drug, Medical Reimbursement Account, Spending Accounts, JPMorgan Chase Health & Wellness Centers, wellness programs, and access to the Benefits Web Center where you can access information about the Dental and Vision Plans as well as Life and AD&D Insurance, Group Legal and Personnel Excess Liability Insurance. Simply use your Single Sign-On password to access other sites from **My Health**.

- From work: My Health from the intranet.
- From home: <https://myhealth.jpmorganchase.com>.

Please Note: Your covered spouse/domestic partner can access **My Health** without a password, but their health care company's site will require a username and password.

My Rewards

In addition to the provider resources noted below, **My Rewards** provides one-stop access to retirement and savings information. Simply use your Single Sign-On password to access other sites from **My Rewards**.

- From work: **My Rewards** from the intranet.
- From home: <https://myrewards.jpmorganchase.com/>.

The accessHR Contact Center

Like **My Health** and **My Rewards**, the accessHR Contact Center provides access to benefits information.

- 877-JPMChase ((877) 576-2427)
- *Quick Path:* Enter your Standard ID or Social Security number; press 1; enter your PIN; press 1.

If calling from outside the United States:

- (212) 552-5100 (GDP# 352-5100)

Service Representatives are available Monday – Friday, from 8 a.m. to 7 p.m., Eastern Time, except certain U.S. holidays. For assistance with the Retirement Plan, representatives are available until 8:30 p.m.



Issue/Benefit	Contact Information
Medical (Not Including Prescription Drugs)	Cigna (800) 790-3086 24/7 My Health or www.mycigna.com UnitedHealthcare (800) 272-8970 8 a.m. to 8 p.m., all time zones, Monday – Friday My Health or www.myuhc.com
Prescription Drugs	CVS Caremark (866) 209-6093 24/7 www.caremark.com
Employee Assistance Program (EAP)	Cigna (EAP) and LifeCare (Work-Life) (877) 576-2007 www.eapandworklife.com
Tobacco Cessation Program	(866) QUIT-4-LIFE ((866) 784-8454) myquitforlife.com/jpmorganchase.com
Expert Medical Advice	Grand Rounds (888) 868-4693 8 a.m. to 9 p.m., Eastern Time, Monday – Friday www.grandrounds.com/jpmc
Health Care Spending Account Dependent Care Spending Account	Your Medical Plan carrier — Cigna or UnitedHealthcare — is the administrator of your Health Care and Dependent Care Spending Accounts. If you are not enrolled in the Medical Plan, Cigna is your administrator of these accounts. Cigna (800) 790-3086 24/7 www.mycigna.com UnitedHealthcare (800) 272-8970 8 a.m. to 8 p.m., all time zones, Monday – Friday www.myuhc.com You can check your spending account balances through My Health .



Issue/Benefit	Contact Information
<p>Dental</p>	<p>MetLife Preferred Dentist Program (PDP) Option: MetLife Dental (888) 673-9582 8 a.m. to 11 p.m., Eastern Time, Monday – Friday https://mybenefits.metlife.com</p> <p>Aetna, Inc. Dental Maintenance Organization (DMO) Option: Aetna (800) 741-4781 8 a.m. to 6 p.m., Eastern Time, Monday – Friday www.aetna.com</p> <p>Cigna Dental Health Maintenance Organization (DHMO) Option: Cigna Dental Health (800) 790-3086 24/7 http://mycigna.com</p>
<p>Vision</p>	<p>EyeMed Vision Care (833) 279-4363 7:30 a.m. to 11 p.m., Eastern Time, Monday – Saturday 11 a.m. to 8 p.m., Eastern Time, Sunday My Health > Benefits Web Center</p>
<p>Transportation Spending Accounts (including for questions about eligibility and enrollment)</p>	<p>WageWorks (877) 924-3967 8 a.m. to 8 p.m., all time zones, Monday – Friday www.wageworks.com</p> <p>You can check your Transportation Spending Accounts balances on from the Transportation Spending Accounts Web Center via My Rewards. (myrewards.jpmorganchase.com)</p>
<p>Group Long –Term Disability</p>	<p>The Prudential Insurance Company of America (877) 361-4778 Monday through Friday from 8 a.m. to 11 p.m. Eastern time</p>
<p>Individual Disability Insurance</p>	<p>Covala Group (800) 235-3551 Monday through Friday from 8:30 a.m. to 5:30 p.m. Eastern time</p>
<p>Short-Term Disability Plan</p>	<p>Sedgwick Claims Management Services, Inc. (888) 931-3100 Service Representatives are available 24/7, Sunday through Saturday. You can also obtain answers to your questions 24 hours a day, seven days a week online at claimlookup.com/jpmc.</p>
<p>Life and Accidental Death & Dismemberment Insurance</p>	<p>Metropolitan Life Insurance Company (MetLife) (800) MET-LIFE ((800) 638-5433) 8 a.m. to 8 p.m., Eastern Time, Monday – Friday My Health > Benefits Web Center</p>
<p>Bereavement Services</p>	<p>The Ayco Company (800) 235-3417 8 a.m. to 5 p.m., Eastern Time, Monday – Friday</p>



Issue/Benefit	Contact Information
ID Theft Assistance Program, Travel Assistance, and Emergency Evacuation Services	AXA Assistance (800) 454-3679 (outside the U.S., call collect at (312) 935-3783) 24/7
Funeral Concierge Services	Dignity Memorial (866) 853-0954
Business Travel Accident Insurance	AIG-National Union Fire Insurance Company of Pittsburgh, PA (800) 551-0824 or (302) 661-4176 8 a.m. to 5 p.m., Central Time, Monday – Friday
401(k) Savings Plan	My Rewards > My Web Centers > 401(k) Savings Plan 401(k) Savings Plan Call Center (866) JPMC401k ((866) 576-2401) TTY number (800) 345-1833 Outside the U.S.: (303) 737-7249 Speak to a Representative 8 a.m. to 10 p.m. Eastern Time, Monday – Friday (except NYSE holidays)
Retirement (Pension) Plan	My Rewards > My Web Centers > Pension Plan accessHR Contact Center (877) JPMChase ((877) 576-2427) Outside the U.S.: (212) 552-5100 Speak to a Representative 8 a.m. to 8:30 p.m. Eastern Time, Monday – Friday (except certain U.S. holidays)
Health & Wellness Centers	The Health & Wellness Centers Directory on My Health has a list of JPMorgan Chase Health & Wellness Centers locations, phone numbers, and hours. Go to My Health > JPMC Health & Wellness Centers.
Group Legal Plan	Hyatt Legal Plans, Inc. (800) 821-6400 8 a.m. to 8 p.m., Eastern Time, Monday – Friday
Personal Excess Liability Insurance	Arthur J. Gallagher Risk Management Services (866) 631-4630 9 a.m. to 5 p.m., Eastern Time, Monday – Friday
Back-up Child Care Plan	Bright Horizons (877) BH-CARES ((877) 242-2737) https://backup.brighthorizons.com/jpmc (for reservations) me@jpmc > Health, Life & Parenting > parents@jpmc (for information about the Plan)
Expatriate Medical and Dental Plans	Cigna Global Health Benefits (800) 390-7183 (outside the U.S., call collect at (302) 797-3644) 24/7 www.CignaEnvoy.com